

CONTENTS

ENGINE

Cylinder Head	B2~B3
Cylinder	B4
Crankshaft, Piston	B5
Valve	B6
Camshaft, Chain	B7
Oil Pump	B8
Oil Cleaner	B9
Intake	B10~B12
Carburetor	B13~B14
Exhaust	B15~C2
Crankcase	C3
Crankcase Cover 1	C4~C5
Starter Clutch	C6
Clutch	C7~C8
Transmission	C9
Middle Drive Gear	C10~C11
Shift Cam, Fork	C12
Shift Shaft	C13

CHASSIS

Frame	C14
Fender	C15~D2
Side Cover	D3~D4
Rear Arm, Suspension	D5
Drive Shaft	D6~D8
Steering	D9
Front Fork	D10~D11
Fuel Tank	D12
Seat	D13

Front Wheel	D14
Front Brake Caliper	D15
Rear Wheel	E2~E3
Steering Handle, Cable	E4
Front Master Cylinder	E5~E6
Stand, Footrest	E7~E9
Generator	E10
Starting Motor	E11
Flasher Light	E12
Meter	E13
Headlight	E14
Taillight	E15
Handle Switch, Lever	F2
Electrical 1	F3~F4
Electrical 2	F5~F6

INDEX

Numerical Index	M1~M5
-----------------------	-------

YAMAHA



**PARTS
CATALOGUE**


XV750'93 (4GK1)

SWITZERLAND/AUSTRIA

YAMAHA
GENUINE
Parts & Accessories

234GK-361E1

A2



A3

FOREWORD

This Parts Catalogue is related to the parts in use for the Yamaha XV750'83(4GK1). When you are ordering replacement parts for the XV750'83(4GK1), refer to this Parts Catalogue and quote both part numbers and part names correctly.

1. Modifications or additions which have been made after issue of the Parts Catalogue will be announced in the Yamaha Parts News.
It is advisable that according to the Yamaha Parts News you make necessary corrections to the Parts Catalogue on hand to keep it up-to-date.

2. Abbreviations

The following abbreviations are used in this Parts Catalogue.

- U.R. Use size (thickness) and/or number as required.
- U.N. Use as many as you need.
- A.P. Alternate Parts
- L.M. Local Made
- F# Frame No. (Applicable machine No.)

3. The parts marked with (•) in the parts number column of this Catalogue are not supplied with by Yamaha, those have to be found locally.
4. Parts, which are to be supplied in the form of assemblies, are listed with an indentation of one letter's space, and a dot (•) is put against the name of each part.

EXAMPLE CARBURETOR ASS'Y
 • JET, pilot
 • NOZZLE, main

5. Indication of No. of constituent parts for assembly

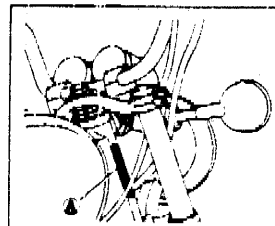
The numeral appearing to the right of each constituent part under the description indicates the quantity of such parts for each individual assembly unit.

EXAMPLE

Part No.	Description	Q'ty	Remarks
2F5-83310-60	FRONT FLASHER LIGHT ASS'Y	2	
115-83311-60	• BULB (6V-18W)	1	
1M1-83309-60	• REFLECTOR	1	

6. Initial Serial No. and Color Code

(A) Frame Serial No.	4GK-000101 and following
(B) Engine Serial No.	4GK-000101 and following



Color Code	Color Name	Abbreviate
0098	DARK GRAYISH BLUE METALLIC 1	DNBM1

7. Applicable colors of graphics are represented in the "Remarks" column by the letter(s) appropriately picked out of the full word(s) showing such colors.

EXAMPLE

Part No.	Description	Q'ty	Remarks
2N4-24110-00-X5	FUEL TANK COMP	1	MAXIM RED
3J1-24240-10	• GRAPHIC, fuel tank set	1	for MXR

CONTENTS

ENGINE

Cylinder Head	B2~B3
Cylinder	B4
Crankshaft, Piston	B5
Valve	B6
Camshaft, Chain	B7
Oil Pump	B8
Oil Cleaner	B9
Intake	B10~B12
Carburetor	B13~B14
Exhaust	B15~C2
Crankcase	C3
Crankcase Cover 1	C4~C5
Starter Clutch	C6
Clutch	C7~C8
Transmission	C9
Middle Drive Gear	C10~C11
Shift Cam, Fork	C12
Shift Shaft	C13

CHASSIS

Frame	C14
Fender	C15~D2
Side Cover	D3~D4
Rear Arm, Suspension	D5
Drive Shaft	D6~D8
Steering	D9
Front Fork	D10~D11
Fuel Tank	D12
Seat	D13

Front Wheel	D14
Front Brake Caliper	D15
Rear Wheel	E2~E3
Steering Handle, Cable	E4
Front Master Cylinder	E5~E6
Stand, Footrest	E7~E9
Generator	E10
Starting Motor	E11
Flasher Light	E12
Meter	E13
Headlight	E14
Taillight	E15
Handle Switch, Lever	F2
Electrical 1	F3~F4
Electrical 2	F5~F6

INDEX

Numerical Index	M1~M5
-----------------------	-------

CONTENTS

ENGINE

Cylinder Head	B2~B3
Cylinder	B4
Crankshaft, Piston	B5
Valve	B6
Camshaft, Chain	B7
Oil Pump	B8
Oil Cleaner	B9
Intake	B10~B12
Carburetor	B13~B14
Exhaust	B15~C2
Crankcase	C3
Crankcase Cover 1	C4~C5
Starter Clutch	C6
Clutch	C7~C8
Transmission	C9
Middle Drive Gear	C10~C11
Shift Cam. Fork	C12
Shift Shaft	C13

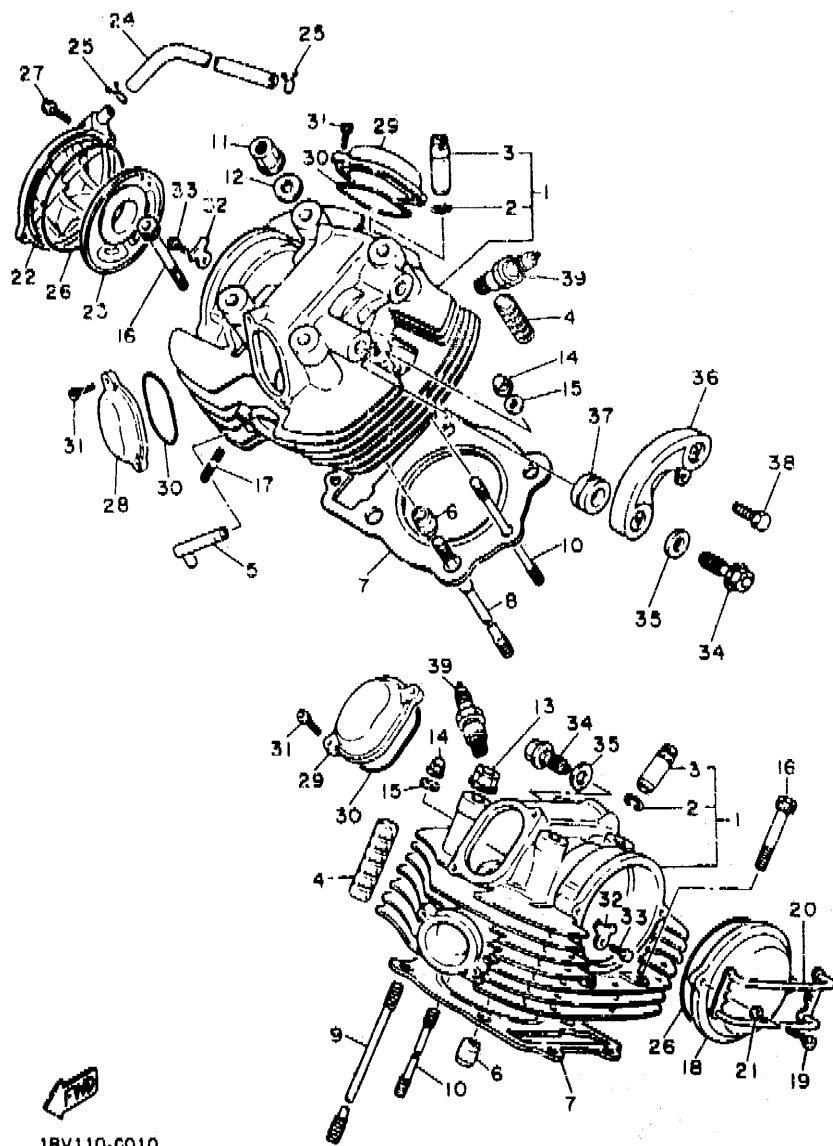
CHASSIS

Frame	C14
Fender	C15~D2
Side Cover	D3~D4
Rear Arm. Suspension	D5
Drive Shaft	D6~D8
Steering	D9
Front Fork	D10~D11
Fuel Tank	D12
Seat	D13

Front Wheel	D14
Front Brake Caliper	D15
Rear Wheel	E2~E3
Steering Handle, Cable	E4
Front Master Cylinder	E5~E6
Stand, Footrest	E7~E9
Generator	E10
Starting Motor	E11
Flasher Light	E12
Meter	E13
Headlight	E14
Taillight	E15
Handle Switch, Lever	F2
Electrical 1	F3~F4
Electrical 2	F5~F6

INDEX

Numerical Index	M1~M5
-----------------------	-------



1RV110-C010

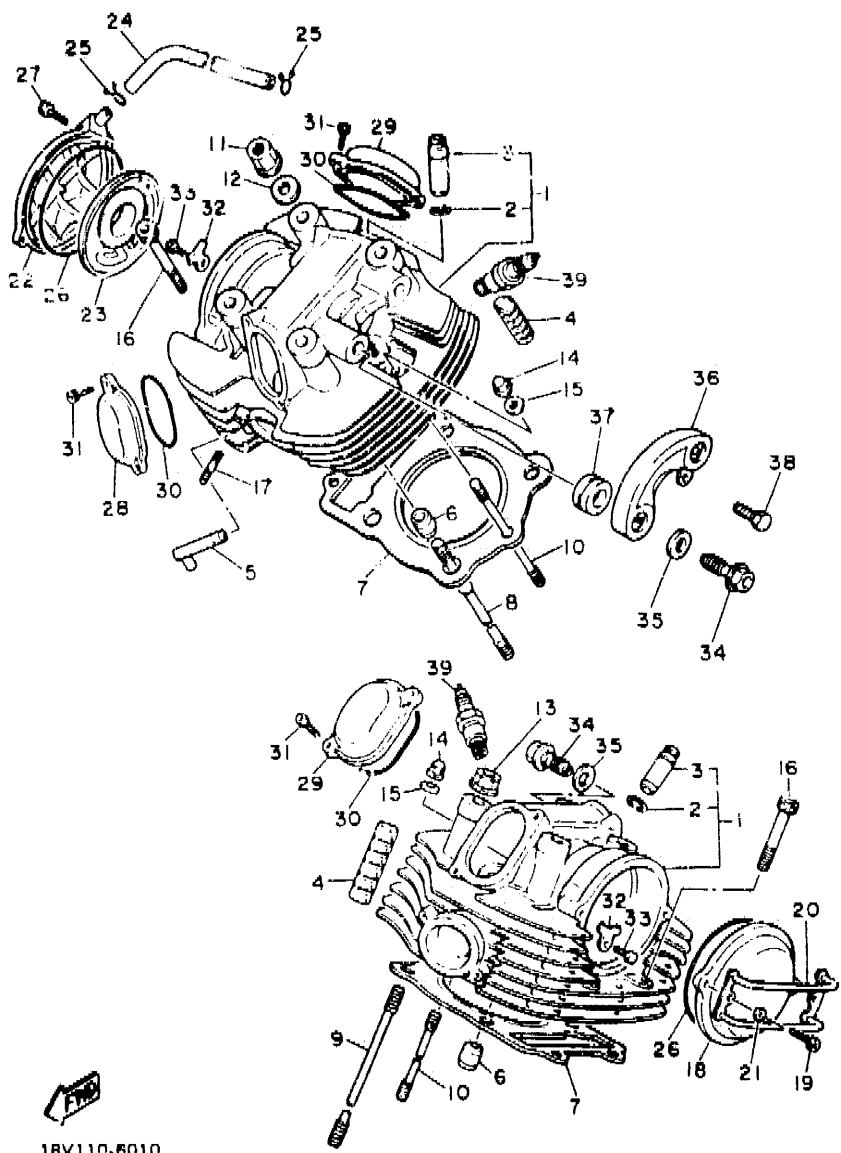
FIG. 1 CYLINDER HEAD

REF. NO.	PART NO.	DESCRIPTION	QTY	REMARKS
1	3-L-11102-00	CYLINDER HEAD ASSY	2	
2	93440-14086	.CLIP	2	
3	4X7-11133-10	.GUIDE, IN./EX. VALVE	2 1S 0/S	
4	4X7-11127-00	ABSORBER 3	8	
5	42H-14873-01	PIPE 3	2	
6	91800-06030	PIN, DOWEL	4	
7	42Y-11181-00	GASKET, CYLINDER HEAD 1	2	
8	4X7-11363-01	BOLT, CYLINDER HOLDING 3	4	
9	90116-12469	BOLT, STUD	4	
10	90116-10344	BOLT, STUD	2	
11	90179-12326	NUT	4	
12	90201-125A3	WASHER, PLATE	4	
13	90179-12325	NUT	4	
14	90176-10049	NUT, CROWN	2	
15	90201-10269	WASHER, PLATE	2	
16	91311-08050	BOLT	4	
17	95611-08640	BOLT, STUD	4	
18	42X-11185-01	COVER, CYLINDER HEAD SIDE 1	1	
19	91311-06016	BOLT	2	
20	42X-11152-00	BRACKET, CYLINDER HEAD COVER	1	
21	90202-05208	WASHER, PLATE	2	
22	42X-1111H-01	COVER, CYLINDER HEAD SIDE 4	1	
23	42X-11165-00	PLATE, BREATHER	1	
24	42X-11166-01	PIPE, BREATHER 1	1	
25	90467-14015	CLIP	2	
26	93210-92448	O-RING	2	
27	91311-06025	BOLT	2	
28	42H-11186-01	COVER, CYLINDER HEAD SIDE 2	2	

B2

FIG. 1 CYLINDER HEAD

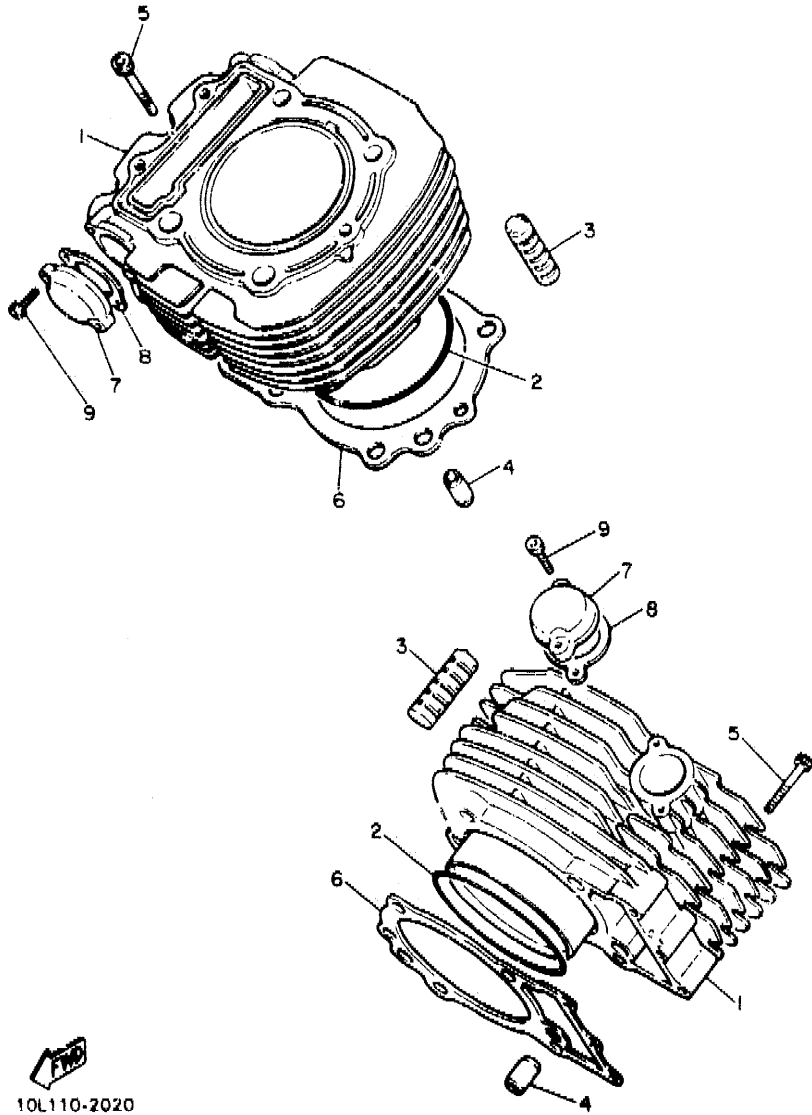
REF. NO.	PART NO.	DESCRIPTION	Q'TY	REMARKS
29	4X7-11187-00	COVER, CYLINDER HEAD SIDE 3	2	
30	93210-62446	O-RING	4	
31	91311-06016	BOLT	8	
32	4X7-1111F-00	PLATE	2	
33	97011-08020	BOLT	2	
34	90401-16065	BOLT, UNION	2	
35	90430-17168	GASKET	2	
36	1RM-1112E-01	COVER, CYLINDER HEAD 3	1	
37	90480-23444	GROMMET	2	
38	91316-06010	BOLT	1	
39	94701-00218	PLUG, SPARK (NGK BPR7ES)	2	UR
	94701-00220	PLUG, SPARK (ND W22EPR-U)	2	UR



1RV110-6010

B3

FIG. 2 CYLINDER



REF. NO.	PART NO.	DESCRIPTION	Q'TY	REMARKS
1	1RT-11310-00	CYLINDER	2	
2	93210-89447	O-RING	2	
3	4X7-11161-00	ABSORBER 1	4	
4	90387-087A5	COLLAR	4	
5	91311-06040	BOLT	6	
6	3JL-11351-00	GASKET, CYLINDER	2	
7	4X7-12215-00	CAP, TENSIONER CASE	2	
8	4DW-12213-00	GASKET, TENSIONER CASE	2	
9	91311-06025	BOLT	4	

10L110-2020

B4

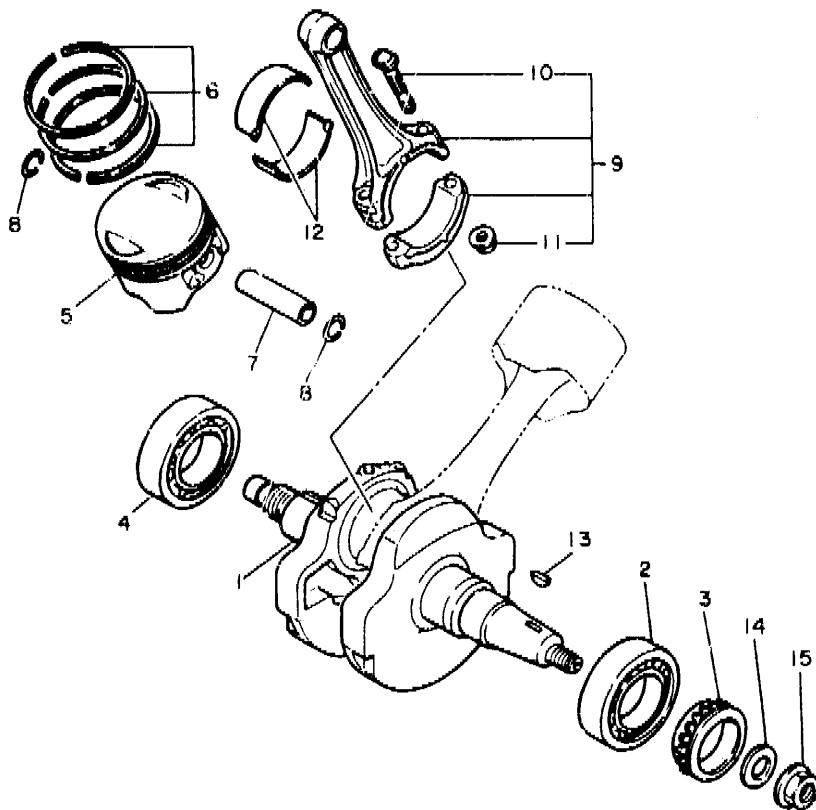


FIG. 3 CRANKSHAFT. PISTON

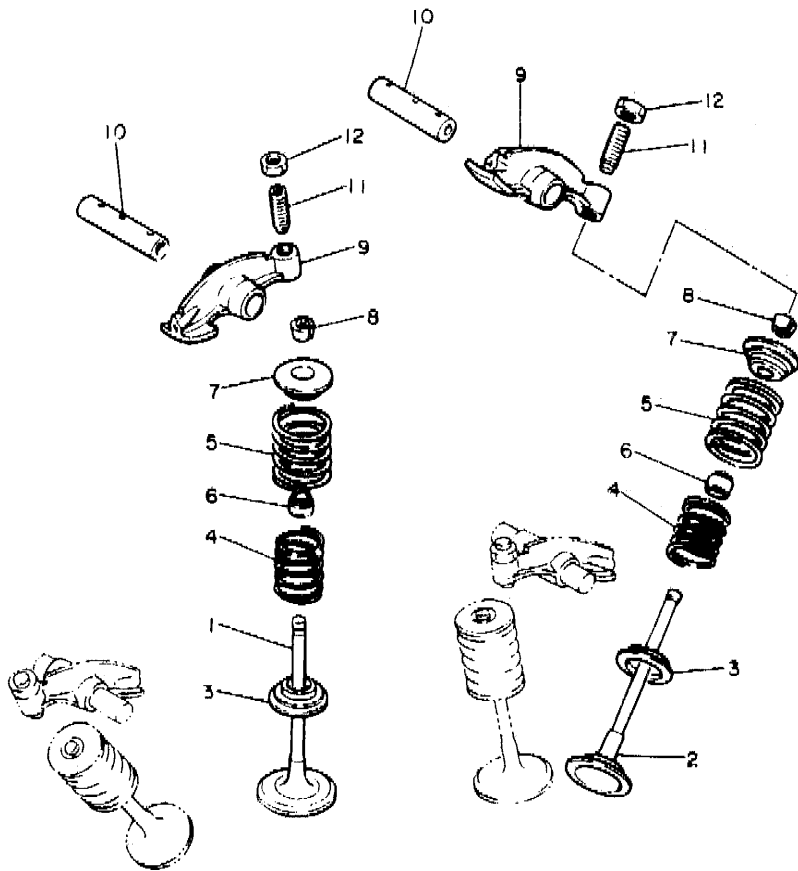
REF. NO.	PART NO.	DESCRIPTION	Q'TY	REMARKS
1	4X7-11411-02	CRANKSHAFT	1	
2	93306-30808	BEARING	1	
3	4X7-13354-00	SPROCKET, DRIVE	1	
4	93306-30808	BEARING	1	
5	42Y-11631-00-A0	PISTON (STD)	2	
	42Y-11636-00	PISTON (0.50MM O/S)	2	AI
	42Y-11638-00	PISTON (1.00MM O/S)	2	AP
6	42Y-11610-01	PISTON RING SET (STD)	2	
	42Y-11610-21	PISTON RING SET (0.50MM O/S)	2	AP
	42Y-11610-40	PISTON RING SET (1.00MM O/S)	2	AP
7	4X7-11633-00	PIN, PISTON	2	
8	93450-22027	CIRCLIP	4	
9	4X7-11650-00	CONNECTING ROD ASSY	2	
10	4X7-11654-01	.BOLT, CONNECTING ROD	2	
11	90179-09379	.NUT	2	
12	4X7-11656-00	PLANE BEARING, CONNECTING ROD	4	UR BLUE
	4X7-11656-10	PLANE BEARING, CONNECTING ROD	4	UR BLACK
	4X7-11656-20	PLANE BEARING, CONNECTING ROD	4	UR BROWN
	4X7-11656-30	PLANE BEARING, CONNECTING ROD	4	UR GREEN
	4X7-11656-40	PLANE BEARING, CONNECTING ROD	4	UR YELLOW
13	90280-16053	KEY, WOODRUFF	1	
14	90201-165H4	WASHER, PLATE	1	
15	90179-16443	NUT	1	

42W110-4030

B5

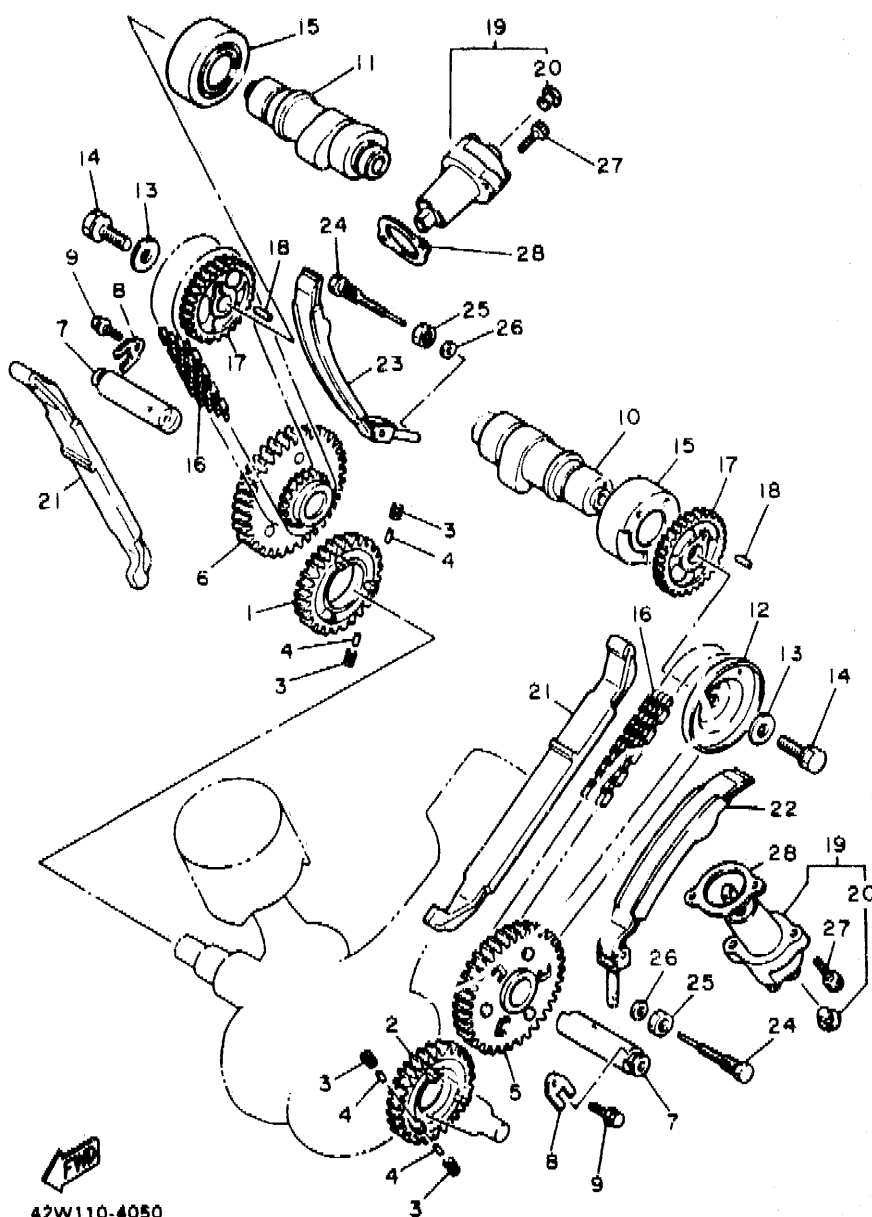
FIG. 4 VALVE

REF. NO.	PART NO.	DESCRIPTION	Q'TY	REMARKS
1	4X7-12111-00	VALVE, INTAKE	2	
2	4X7-12121-00	VALVE, EXHAUST	2	
3	4X7-12116-00	SEAT, VALVE SPRING	4	
4	90501-31454	SPRING, COMPRESSION	4	
5	90501-44455	SPRING, COMPRESSION	4	
6	341-12119-02	SEAL, VALVE STEM	4	
7	4X7-12117-00	RETAINER, VALVE SPRING	4	
8	4X7-12118-00	COTTER, VALVE	8	
9	42X-12151-00	ARM, VALVE ROCKER	4	
10	4X7-12156-01	SHAFT, ROCKER 2	4	
11	4X7-12159-00	SCREW, VALVE ADJUSTING	4	
12	90170-08173	NUT	4	



5E3171-1050

B6



42W110-4050

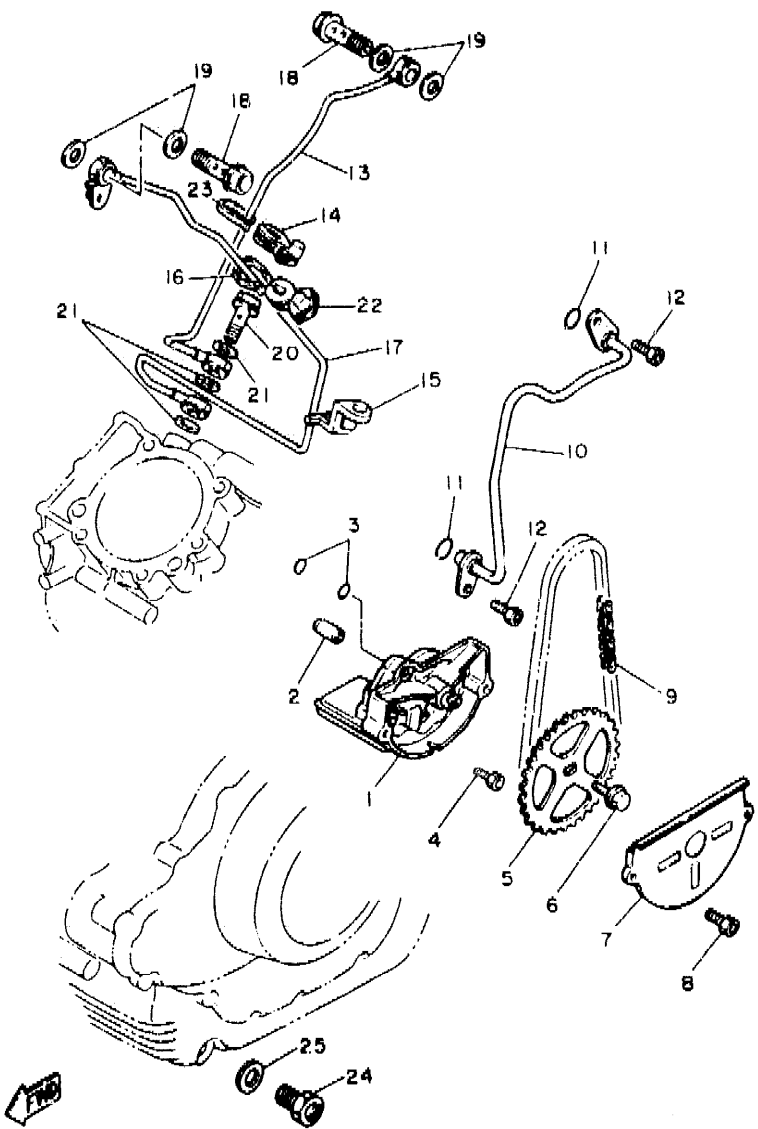
FIG. 5 CAMSHAFT. CHAIN

REF. NO.	PART NO.	DESCRIPTION	Q'TY	REMARKS
1	4X7-11536-00	GEAR, DRIVE (35T)	1	
2	4X7-11534-00	GEAR, BREAKER DRIVE (35T)	1	
3	90501-21133	SPRING, COMPRESSION	12	
4	93605-10090	PIN, DOWEL	12	
5	4X7-11540-01	CAM CHAIN SPROCKET ASSY (20/50T)	1	
6	4X7-11550-00	CAM CHAIN SPROCKET ASSY (20/50T)	1	
7	4X7-12247-01	SHAFT, TENSIONER	2	
8	90209-06205	WASHER	2	
9	90105-06154	BOLT, WASHER BASED	2	
10	42X-12171-00	CAMSHAFT 1	1	
11	42X-12181-00	CAMSHAFT 2	1	
12	42X-11145-00	PLATE, BREATHER 2	1	
13	90201-10774	WASHER, PLATE	2	
14	90101-10303	BOLT	2	
15	90380-25125	BUSH, SOLID	2	
16	94590-45098	CHAIN	2	
17	4X7-12176-00	SPROCKET, CAM CHAIN (28T)	2	
18	93604-10011	PIN, DOWEL	2	
19	4X7-12210-01	TENSIONER ASSY, CAM CHAIN	2	
20	90338-06121	.PLUG	1	
21	4X7-12231-00	GUIDE, STOPPER 1	2	
22	4X7-12241-00	GUIDE, STOPPER 2	1	
23	4X7-12221-00	GUIDE, STOPPER 3	1	
24	90109-08592	BOLT	2	
25	95303-08700	NUT	2	
26	92901-06600	WASHER, PLATE	2	
27	91311-06025	BOLT	4	
28	4DW-12213-00	GASKET, TENSIONER CASE	2	

B7

FIG. 6 OIL PUMP

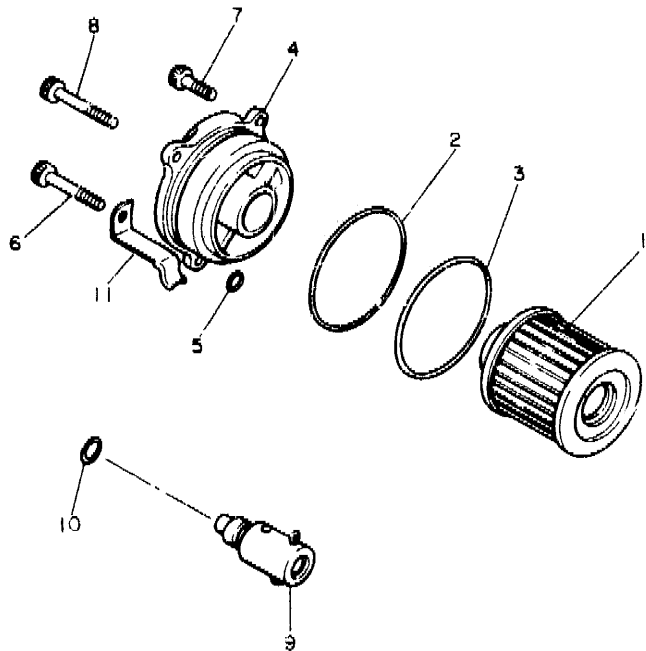
REF. NO.	PART NO.	DESCRIPTION	Q'TY	REMARKS
1	10L-13300-00	OIL PUMP ASSY	1	
2	99510-08016	PIN, DOWEL	1	
3	93210-07438	O-RING	2	
4	91316-06040	BOLT	3	
5	4X7-13355-00	SPROCKET, DRIVEN (35T)	1	
6	90105-06154	BOLT, WASHER BASED	1	
7	10L-13327-00	COVER, PUMP GEAR	1	
8	91316-06010	BOLT	2	
9	94580-25066	CHAIN	1	
10	4X7-13171-00	PIPE, DELIVERY 2	1	
11	93210-07438	O-RING	2	
12	91316-06010	BOLT	2	
13	4X7-13405-00	OIL PIPE COMP. 1	1	
14	4X7-15485-01	CLAMP	1	
15	4X7-15484-00	CLAMP 2	1	
16	90468-05113	CLIP	1	
17	1RM-13406-00	OIL PIPE COMP. 2	1	
18	90401-16067	BOLT, UNION	2	
19	90430-17168	GASKET	4	
20	90401-10102	BOLT, UNION	1	
21	90430-15169	GASKET	3	
22	4X7-15485-01	CLAMP	1	
23	90468-05113	CLIP	1	
24	3JL-13455-00	PLUG	1	
25	214-11198-01	GASKET	1	



1RR110-6060

B8

FIG. 7 OIL CLEANER



REF. NO.	PART NO.	DESCRIPTION	Q'TY	REMARKS
1	4X7-13440-90	ELEMENT ASSY, OIL CLEANER	1	
2	93210-56459	O-RING	1	
3	93210-54452	O-RING	1	
4	1RM-13447-00	COVER, OIL ELEMENT	1	
5	93210-07135	O-RING	1	
6	90109-06678	BOLT	1	
7	91311-06020	BOLT	1	
8	91311-06050	BOLT	1	
9	11H-13490-00	RELIEF VALVE ASSY	1	
10	93210-10096	O-RING	1	
11	90462-10098	CLAMP	1	



5E3171-1070

B9

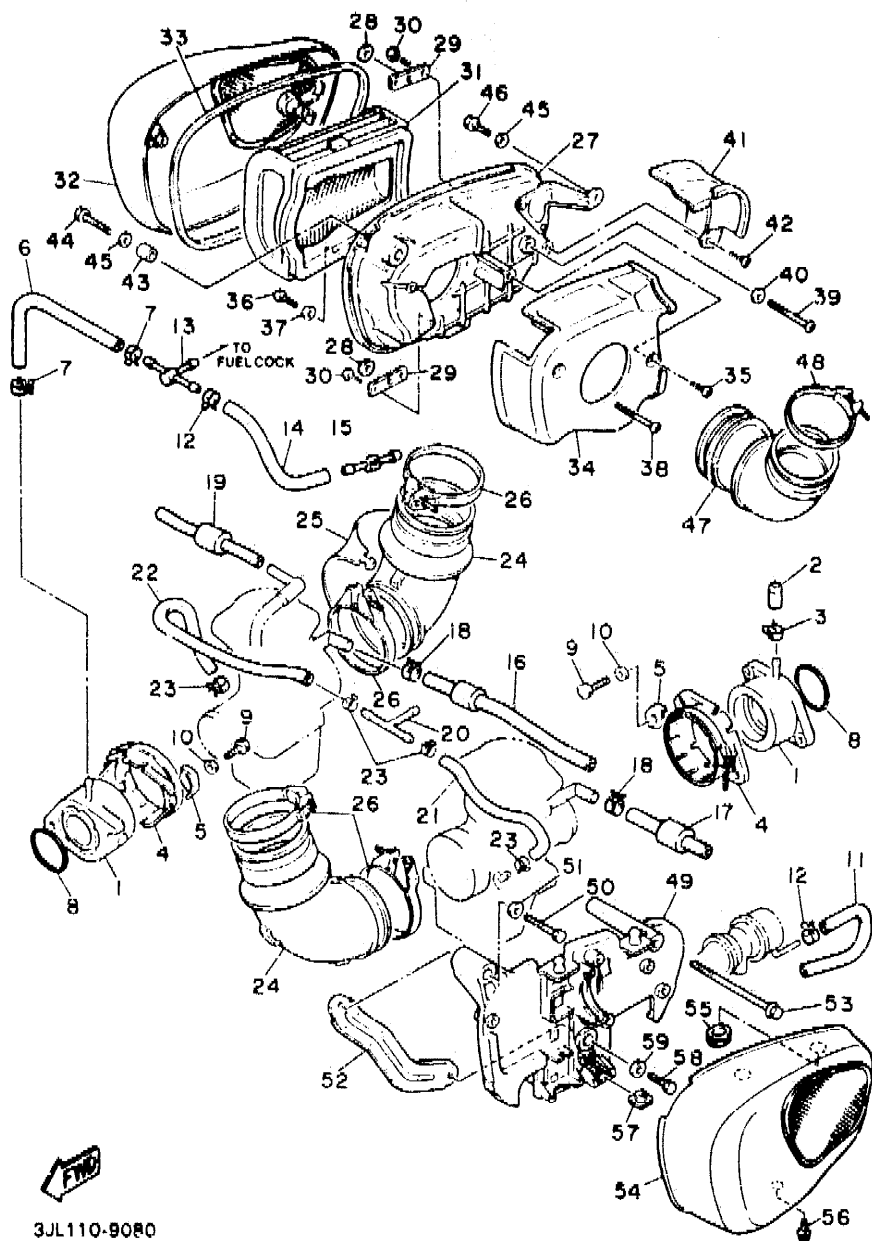


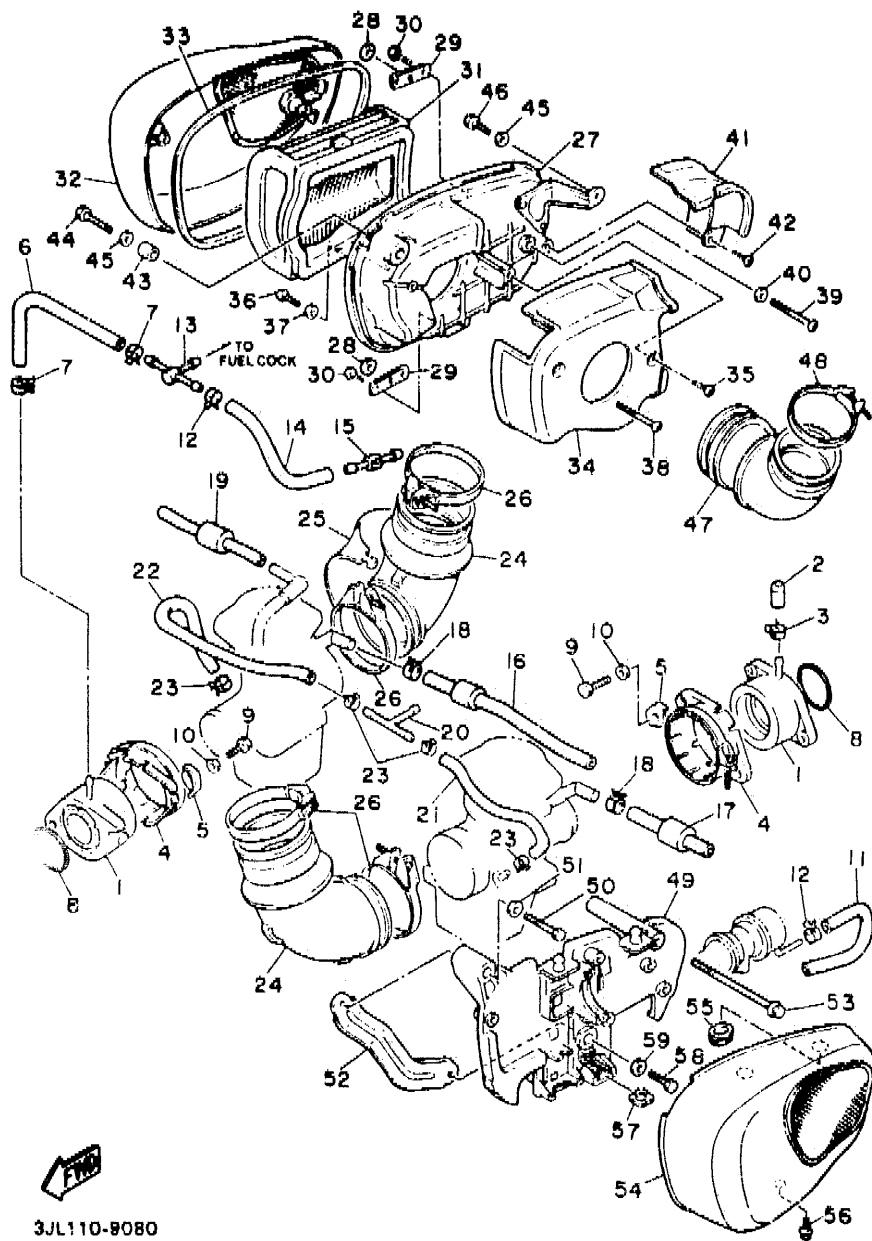
FIG. 8 INTAKE

REF. NO.	PART NO.	DESCRIPTION	Q'TY	REMARKS
1	24M-13586-01	JOINT, CARBURETOR 1	2	
2	16G-13569-00	PLUG, BLIND	1	
3	90467-10039	CLIP	1	
4	42X-13564-01	COVER, MANIFOLD	2	
5	42X-13578-00	WASHER	2	
6	42X-13544-00	HOSE, VACUUM SENSING 2	1	
7	90467-08092	CLIP	2	
8	93210-44545	O-RING	2	
9	97016-06020	BOLT	4	
10	92906-06600	WASHER, PLATE	4	
11	1TA-13534-00	HOSE, VACUUM SENSING 5	1	
12	90467-08092	CLIP	2	
13	1RV-13595-00	JOINT	1	
14	1TA-13535-00	HOSE, VACUUM SENSING 5	1	
15	41R-14489-00	NOZZLE	1	
16	3CG-14197-00	PIPE	1	UR
17	4GK-14197-00	PIPE	1	UR FOR AUSTRIA
17	3CG-14987-00	HOSE	1	UR
17	4GK-14987-00	HOSE	1	UR FOR AUSTRIA
18	90467-14057	CLIP	2	
19	3CG-14396-00	PIPE	1	
20	90413-07023	WAY 3	1	
21	1TA-14349-00	PIPE	1	
22	1TA-14348-00	PIPE 1	1	
23	90467-10135	CLIP	4	
24	10L-14453-01	JOINT, AIR CLEANER 1	2	
25	10L-14407-00	COVER, JOINT	1	
26	90460-65195	CLAMP, HOSE	4	
27	42X-14401-01	AIR CLEANER CASE ASS	1	
28	92901-04600	WASHER, PLATE	2	

B10



3JL110-9080



3JL110-9080

FIG. 8 INTAKE

REF. NO.	PART NO.	DESCRIPTION	Q'TY	REMARKS
29	42X-14477-00	PLATE	2	
30	97780-40112	SCREW, TAPPING	4	
31	42X-14451-00	ELEMENT, AIR CLEANER	1	
32	1RM-14422-0C	CAP, CLEANER CASE 2	1	
33	42X-14452-00	SEAL	1	
34	1TA-1441A-00	COVER, CLEANER CASE 1	1	
35	97706-50508	SCREW, TAPPING	1	
36	98501-05012	SCREW, PAN HEAD	1	
37	92901-05600	WASHER, PLATE	1	
38	98506-06080	SCREW, PAN HEAD	1	
39	98506-06050	SCREW, PAN HEAD	1	
40	92906-06600	WASHER, PLATE	1	
41	1TA-1441E-00	COVER, CLEANER CASE 2	1	
42	97706-50508	SCREW, TAPPING	1	
43	90387-07598	COLLAR	1	
44	90110-06138	BOLT, HEXAGON SOCKET HEAD	1	
45	92906-06200	WASHER, PLAIN	2	
46	91316-06012	BOLT	1	
47	42X-14485-00	PIPE, JOINT	1	
48	90460-65195	CLAMP, HOSE	1	
49	42X-14663-02	PLATE, AIR CLEANER	1	
50	91312-06090	BOLT	1	
51	92906-06200	WASHER, PLAIN	1	
52	42X-14484-00	PLATE, CLEANER CASE FITTING	1	
53	95811-06025	BOLT, FLANGE	1	
54	1RM-14603-00	COVER 1	1	
55	90480-14074	GROMMET	2	
56	95821-06014	BOLT, FLANGE	1	

B11

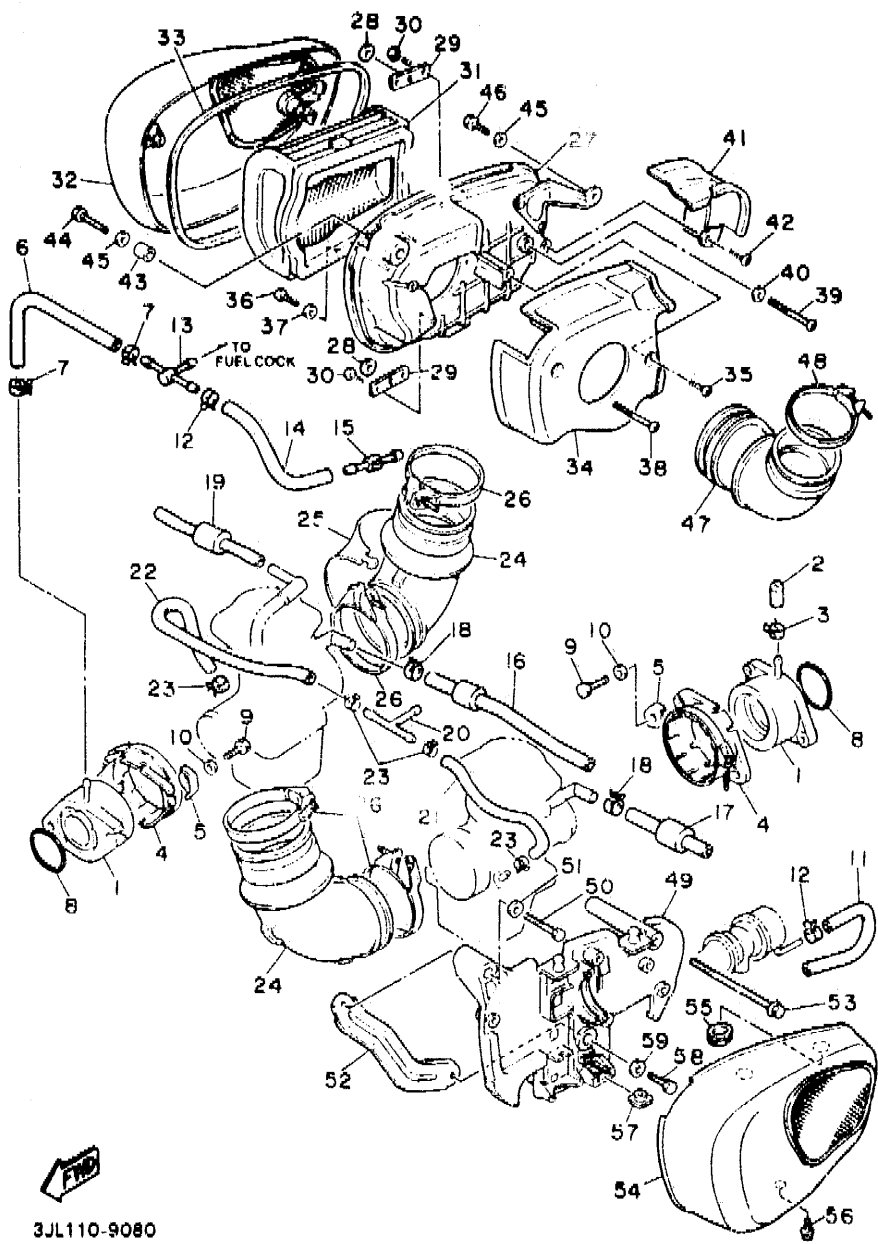


FIG. 8 INTAKE

REF. NO.	PART NO.	DESCRIPTION	Q'TY	REMARKS
57	12R-14484-01	PLATE, CLEANER CASE FITTING	1	
58	91316-06035	BOLT	1	
59	92906-06200	WASHER, PLAIN	1	

3JL110-9080

B12

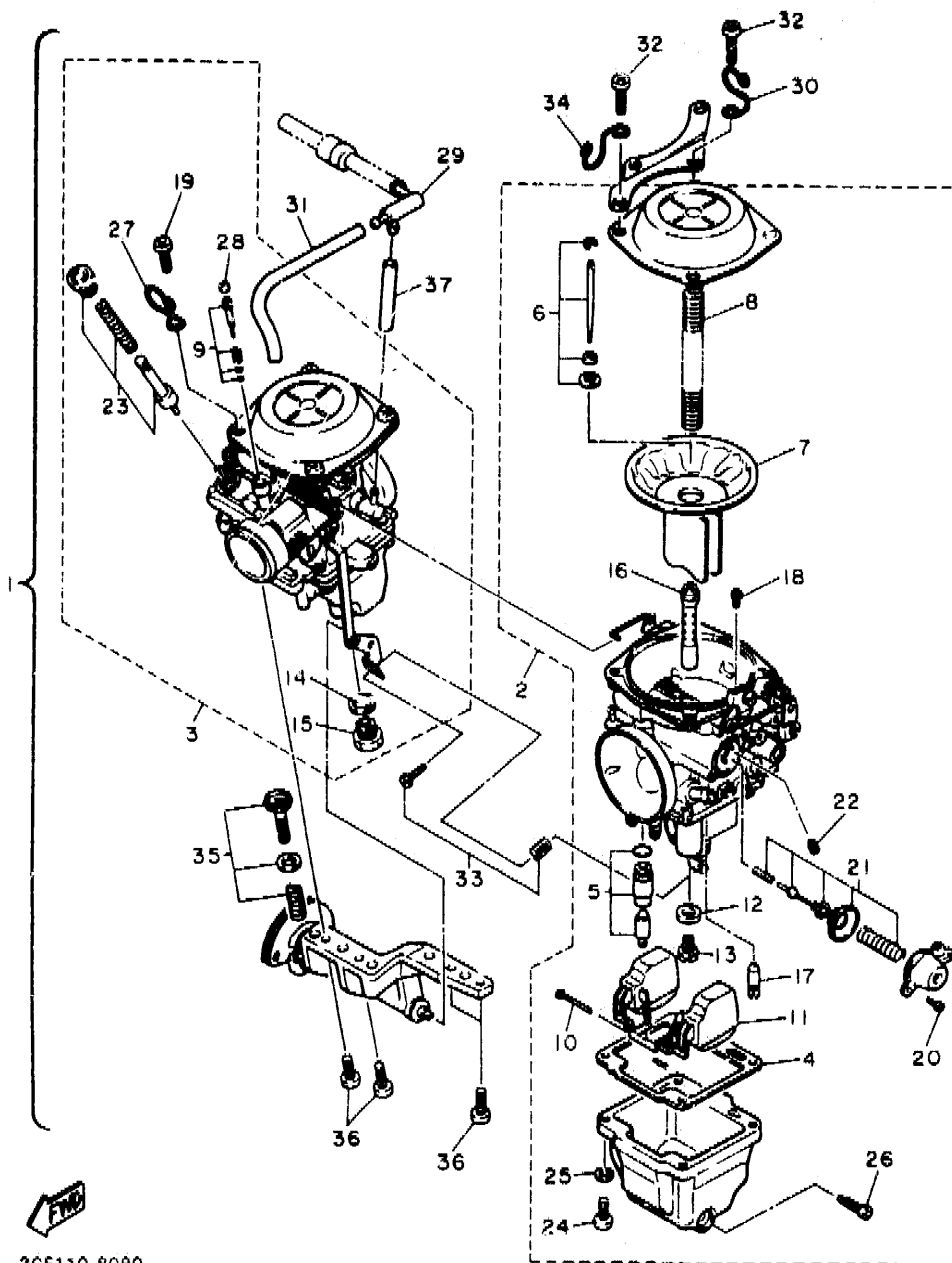


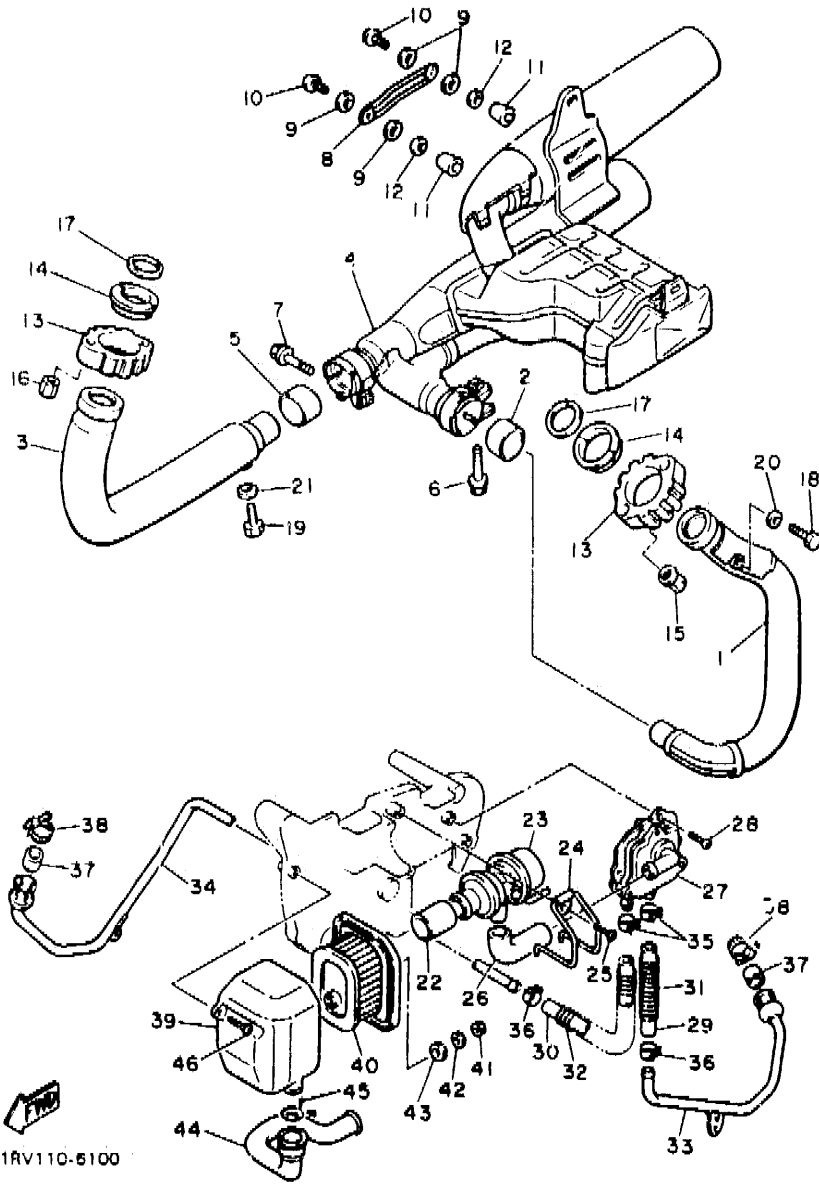
FIG. 9 CARBURETOR

REF. NO.	PART NO.	DESCRIPTION	Q'TY	REMARKS
1	4GK-14900-00	CARBURETOR ASSY	1	
2	4GK-14901-00	..CARBURETOR ASSY 1	1	
3	4GK-14902-00	..CARBURETOR ASSY 2	1	
4	3CF-14984-01	..GASKET, FLOAT CHAMBER	1	
5	3CF-14107-15	..NEEDLE VALVE SET	1	
6	3CF-1490J-00	..NEEDLE SET	1	
7	3CF-14940-00	..DIAPHRAGM ASSY	1	
8	3CF-14933-00	..SPRING, DIAPHRAGM	1	
9	12R-14105-00	..PILOT SCREW SET	1	
10	537-14186-00	..PIN, FLOAT	1	
11	2VA-14185-00	..FLOAT	1	
12	137-14153-00	..WASHER, MAIN JET	1	
13	3CF-14991-00	..SCREW	1	
14	256-14954-00	..WASHER	1	
15	620-1423A-75	..JET, MAIN (=122.5)	1	
16	3CF-14141-94	..NOZZLE, MAIN	1	
17	460-14142-40	..JET, PILOT (= 40)	1	
18	362-14231-12	..JET, POWER (= 60)	1	
19	98501-05010	..SCREW, PAN HEAD	4	
20	98580-04008	..SCREW, PAN HEAD	2	
21	3CF-1490H-00	..DIAPHRAGM SET, 5	1	
22	1HX-14231-28	..JET, MAIN (=140)	1	
23	3CF-1410A-00	..STARTER SET	1	
24	98580-05014	..SCREW, PAN HEAD	4	
25	92990-05100	..WASHER, SPRING	4	
26	12R-14191-00	..PLUG, DRAIN	1	
27	2JU-14937-00	..CLIP	1	
28	22F-14991-00	..CAP	1	

3CF110-8090

B13

FIG. 10 EXHAUST



1RV110-5100

REF. NO.	PART NO.	DESCRIPTION	Q'TY	REMARKS
1	42X-14611-00	PIPE, EXHAUST 1	1	
2	3EG-14714-00	GASKET, MUFFLER	1	
3	1RV-14621-00	PIPE, EXHAUST 2	1	
4	4GK-14711-00	MUFFLER 1	1	
5	3YF-14755-00	GASKET, SILENCER	1	
6	95023-08045	BOLT	1	
7	95023-08045	BOLT	1	
8	42X-14748-01	PROTECTOR, MUFFLER 4	1	
9	4BD-14766-00	WASHER, PROTECTOR	4	
10	98903-06010	SCREW, BIND	2	
11	42X-1479H-00	COVER, 1	2	
12	92990-06200	WASHER, PLAIN	2	
13	42X-14612-00	NUT, RING	2	
14	42X-1468A-00	RING, SILENCER 1	2	
15	90179-08210	NUT	2	
16	90179-08507	NUT	2	
17	3EG-14613-00	GASKET, EXHAUST PIPE	2	
18	90101-06576	BOLT	1	
19	90101-06576	BOLT	1	
20	92906-06600	WASHER, PLATE	1	
21	92906-06600	WASHER, PLATE	1	
22	42H-14882-00	HOSE, BEND 2	1	
23	1RV-14840-00	AIR CUT VALVE ASS'Y	1	
24	90462-20188	CLAMP	1	
25	97701-60114	SCREW, TAPPING	1	
26	42H-14883-00	HOSE, BEND 3	1	
27	42H-14808-00	REED VALVE ASSY	1	
28	97701-60114	SCREW, TAPPING	3	

B15

CONTENTS

ENGINE

Cylinder Head	B2~B3
Cylinder	B4
Crankshaft. Piston	B5
Valve	B6
Camshaft. Chain	B7
Oil Pump	B8
Oil Cleaner	B9
Intake	B10~B12
Carburetor	B13~B14
Exhaust	B15~C2
Crankcase	C3
Crankcase Cover 1	C4~C5
Starter Clutch	C6
Clutch	C7~C8
Transmission	C9
Middle Drive Gear	C10~C11
Shift Cam. Fork	C12
Shift Shaft	C13

CHASSIS

Frame	C14
Fender	C15~D2
Side Cover	D3~D4
Rear Arm. Suspension	D5
Drive Shaft	D6~D8
Steering	D9
Front Fork	D10~D11
Fuel Tank	D12
Seat	D13

Front Wheel	D14
Front Brake Caliper	D15
Rear Wheel	E2~E3
Steering Handle. Cable	E4
Front Master Cylinder	E5~E6
Stand. Footrest	E7~E9
Generator	E10
Starting Motor	E11
Flasher Light	E12
Meter	E13
Headlight	E14
Taillight	E15
Handle Switch. Lever	F2
Electrical 1	F3~F4
Electrical 2	F5~F6

INDEX

Numerical Index	M1~M5
-----------------------	-------

CONTENTS

ENGINE

Cylinder Head	B2~B3
Cylinder	B4
Crankshaft, Piston	B5
Valve	B6
Camshaft, Chain	B7
Oil Pump	B8
Oil Cleaner	B9
Intake	B10~B12
Carburetor	B13~B14
Exhaust	B15~C2
Crankcase	C3
Crankcase Cover 1	C4~C5
Starter Clutch	C6
Clutch	C7~C8
Transmission	C9
Middle Drive Gear	C10~C11
Shift Cam, Fork	C12
Shift Shaft	C13

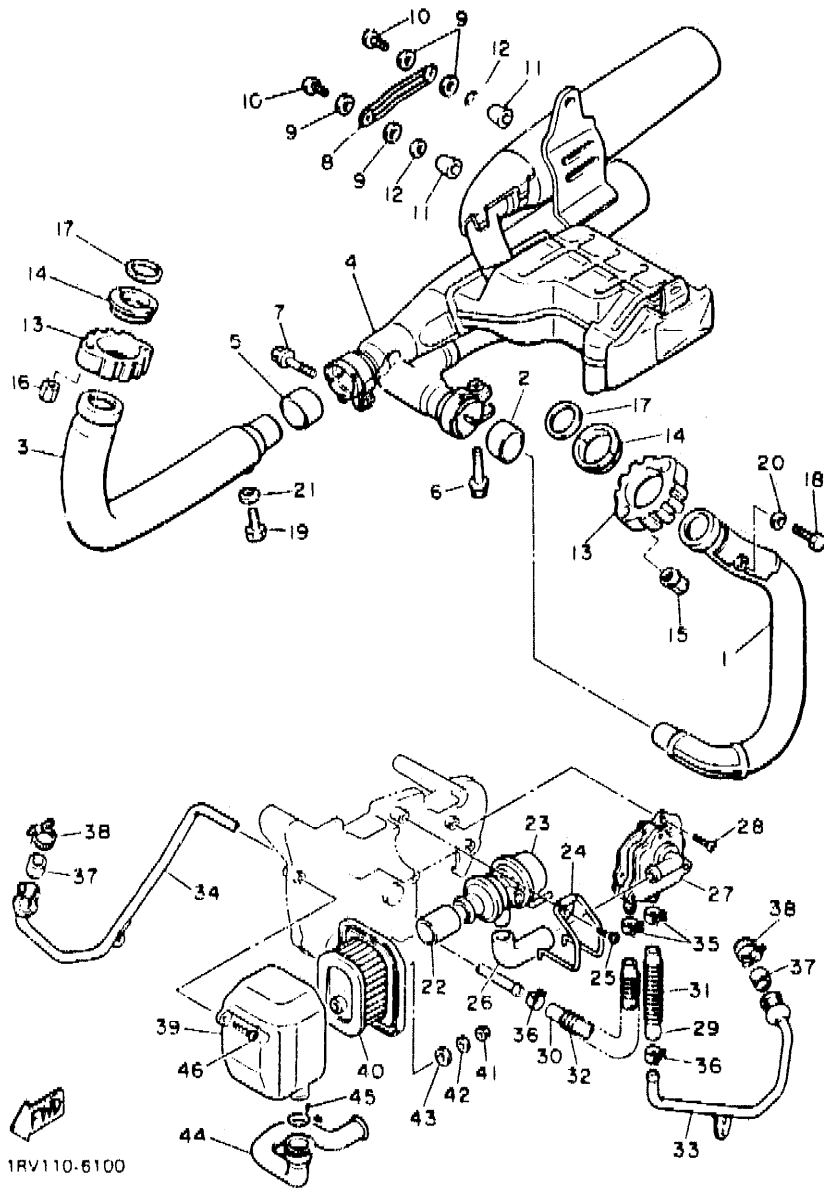
CHASSIS

Frame	C14
Fender	C15~D2
Side Cover	D3~D4
Rear Arm. Suspension	D5
Drive Shaft	D6~D8
Steering	D9
Front Fork	D10~D11
Fuel Tank	D12
Seat	D13

Front Wheel	D14
Front Brake Caliper	D15
Rear Wheel	E2~E3
Steering Handle, Cable	E4
Front Master Cylinder	E5~E6
Stand, Footrest	E7~E9
Generator	E10
Starting Motor	E11
Flasher Light	E12
Meter	E13
Headlight	E14
Taillight	E15
Handle Switch, Lever	F2
Electrical 1	F3~F4
Electrical 2	F5~F6

INDEX

Numerical Index	M1~M5
-----------------------	-------



1RV110-6100

FIG. 10 EXHAUST

REF. NO.	PART NO.	DESCRIPTION	Q'TY	REMARKS
29	42H-14884-00	HOSE, BEND 4	1	
30	42H-14885-00	HOSE, BEND 5	1	
31	0501-101J3	SPRING, COMPRESSION	1	
32	90501-101J4	SPRING, COMPRESSION	1	
33	42H-14871-01	PIPE 1	1	
34	42H-14872-02	PIPE 2	1	
35	90468-08104	CLIP	2	
36	90467-16098	CLIP	2	
37	3BM-14714-00	GASKET, MUFFLER	2	
38	90460-15227	CLAMP, HOSE	2	
39	42H-14857-00	CASE, AIR CLEANER	1	
40	42H-14858-00	CAP, CASE	1	
41	95380-05600	NUT	1	
42	92990-05200	WASHER, PLAIN	1	
43	90202-05J57	WASHER, PLATE	1	
44	1TA-14881-00	HOSE, BEND 1	1	
45	90467-22080	CLIP	1	
46	97701-60114	SCREW, TAPPING	1	

C2

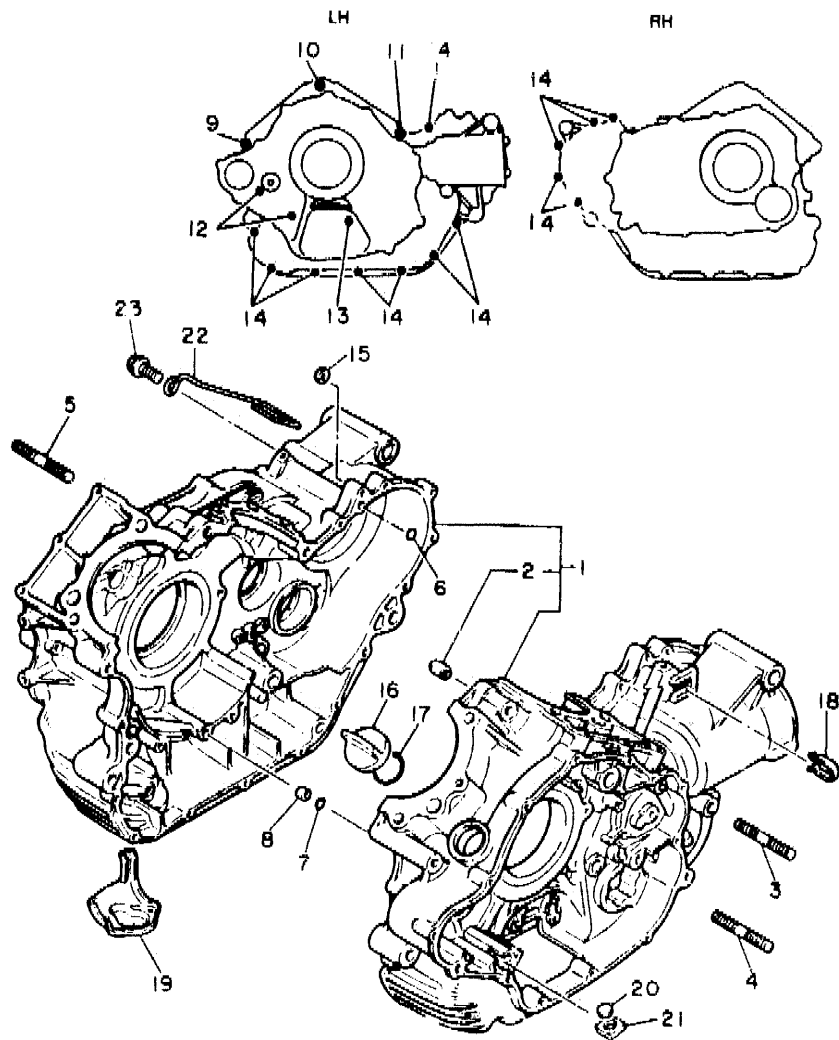
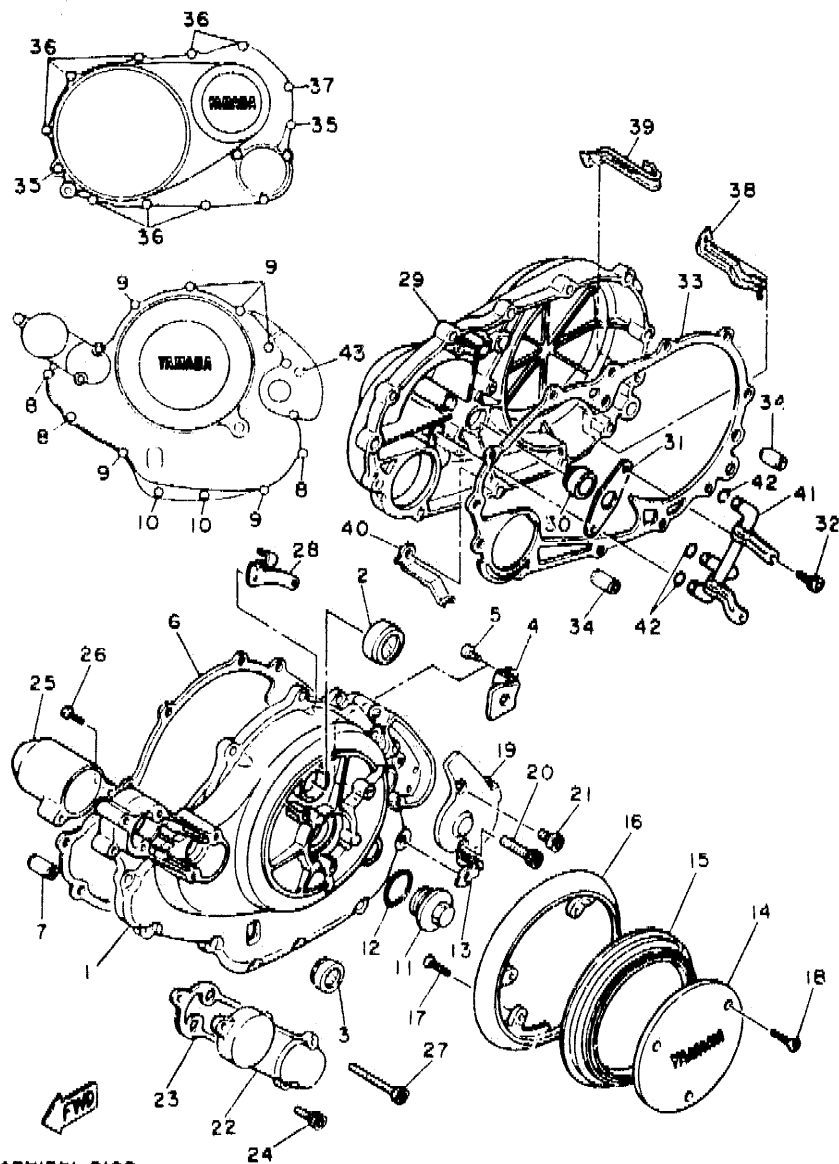


FIG. 11 CRANKCASE

REF. NO.	PART NO.	DESCRIPTION	Q'TY	REMARKS
1	4X7-15100-05	CRANKCASE ASSY	1	
2	99510-14016	.PIN, DOWEL	5	
3	95611-10620	BOLT, STUD	1	
4	95611-10620	BOLT, STUD	1	
5	95611-10670	BOLT, STUD	1	
6	93210-07438	O-RING	1	
7	93210-07135	O-RING	1	
8	90387-06428	COLLAR	1	
9	91311-10100	BOLT	1	
10	91311-10070	BOLT	1	
11	91311-10060	BOLT	1	
12	91311-06080	BOLT	2	
13	91311-06055	BOLT	1	
14	91311-06030	BOLT	13	
15	90430-06014	GASKET	1	
16	57A-15363-11	PLUG, OIL	1	
17	93210-29198	O-RING	1	
18	90465-10168	CLAMP	1	
19	4X7-15491-00	PROTECTOR	1	
20	4X7-13419-00	PLUG	1	
21	90480-20302	GROMMET	1	
22	42X-21164-00	HOLDER, CABLE	1	
23	90105-10275	BOLT, WASHER BASED	1	

42W110-4110

C3



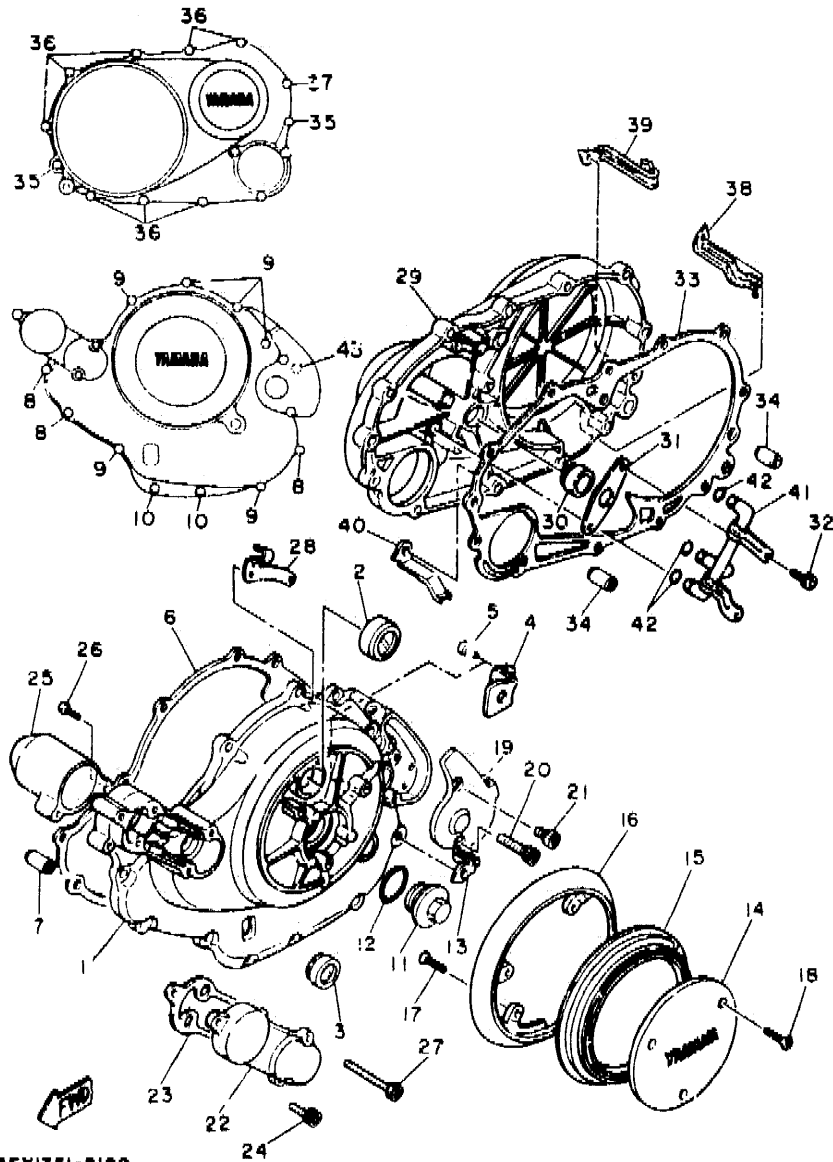
4FY1351-2120

FIG. 12 CRANKCASE COVER 1

REF. NO.	PART NO.	DESCRIPTION	Q'TY	REMARKS
1	1RM-15411-01	COVER, CRANKCASE 1	1	
2	4X7-15361-00	GAUGE, LEVEL	1	
3	2H7-15361-00	GAUGE, LEVEL	1	
4	90465-08309	CLAMP	1	
5	98501-06010	SCREW, PAN HEAD	1	
6	3EG-15451-00	GASKET, CRANKCASE COVER 1	1	
7	99530-10014	PIN, DOWEL	2	
8	91311-06040	BOLT	3	
9	91311-06030	BOLT	6	
10	91311-06020	BOLT	2	
11	1L9-11186-00	COVER, CYLINDER HEAD SIDE 2	1	
12	93210-32172	O-RING	1	
13	90462-08076	CLAMP	1	
14	1RM-15415-00	COVER, GENERATOR	1	
15	1RM-15455-00	GASKET 1	1	
16	3JK-15425-00	COVER, GENERATOR 2	1	
17	98603-06016	SCREW, OVAL HEAD	3	
18	98701-06014	SCREW, FLAT HEAD	3	
19	42X-15417-01	COVER, CAP	1	
20	91311-06055	BOLT	1	
21	91311-06016	BOLT	1	
22	1RM-15419-00	COVER, SHIFTER 1	1	
23	3EG-15459-00	GASKET, SHIFTER COVER	1	
24	91311-06016	BOLT	2	
25	3CG-15429-00	COVER, SHIFTER	1	
26	98501-06030	SCREW, PAN HEAD	2	
27	91311-06065	BOLT	1	
28	42X-15441-00	HOLDER, CLUTCH CABLE	1	

C4

FIG. 12 CRANKCASE COVER 1

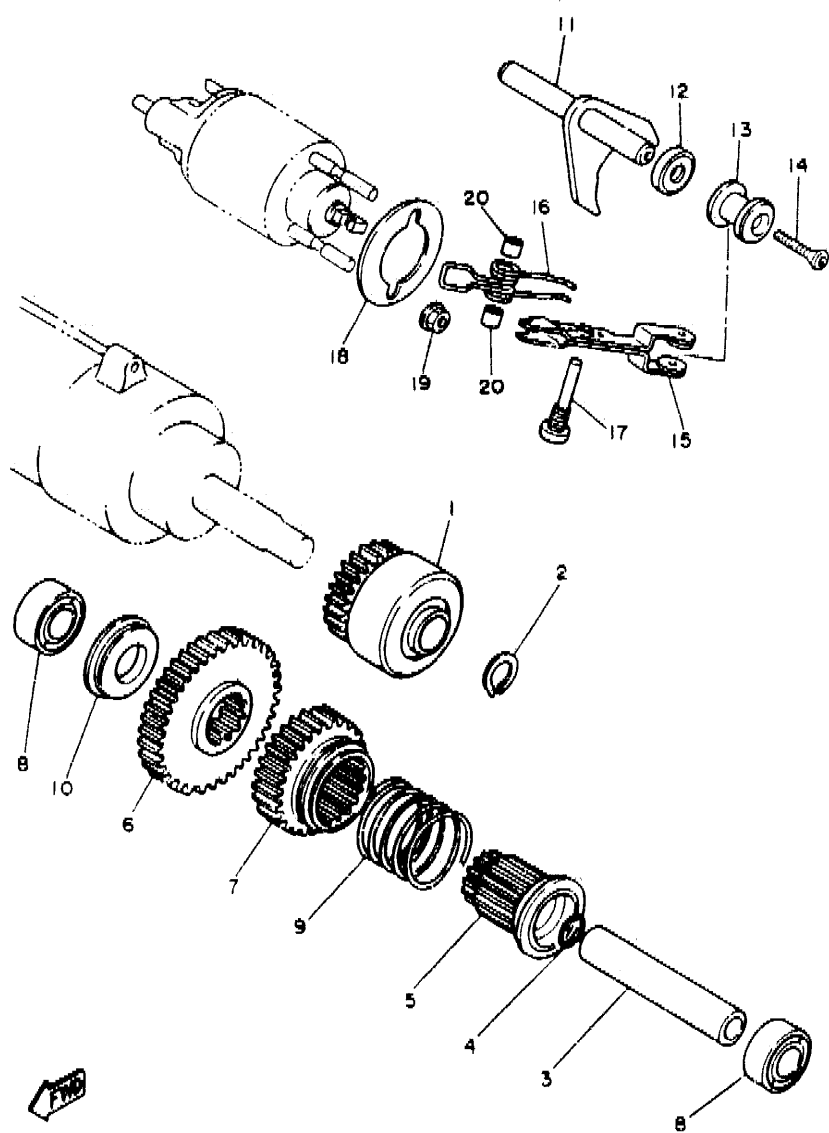


4FY1351-2120

REF. NO.	PART NO.	DESCRIPTION	Q'TY	REMARKS
29	1RM-W1542-00	COVER, CRANKCASE 3	1	
30	93101-14102	OIL SEAL	1	
31	4X7-15388-00	PLATE, BEARING COVER	1	
32	91316-06016	BOLT	2	
33	3EG-15462-00	GASKET, CRANKCASE COVER 3	1	
34	99530-10020	PIN, DOWEL	2	
35	91311-06040	BOLT	2	
36	91311-06025	BOLT	8	
37	91311-06030	BOLT	1	
38	90462-10143	CLAMP	1	
39	90462-10085	CLAMP	2	
40	90462-12142	CLAMP	1	
41	1RM-13161-00	PIPE, DELIVERY 1	1	
42	93210-07438	O-RING	3	
43	90110-06093	BOLT, HEXAGON SOCKET HEAD	1	

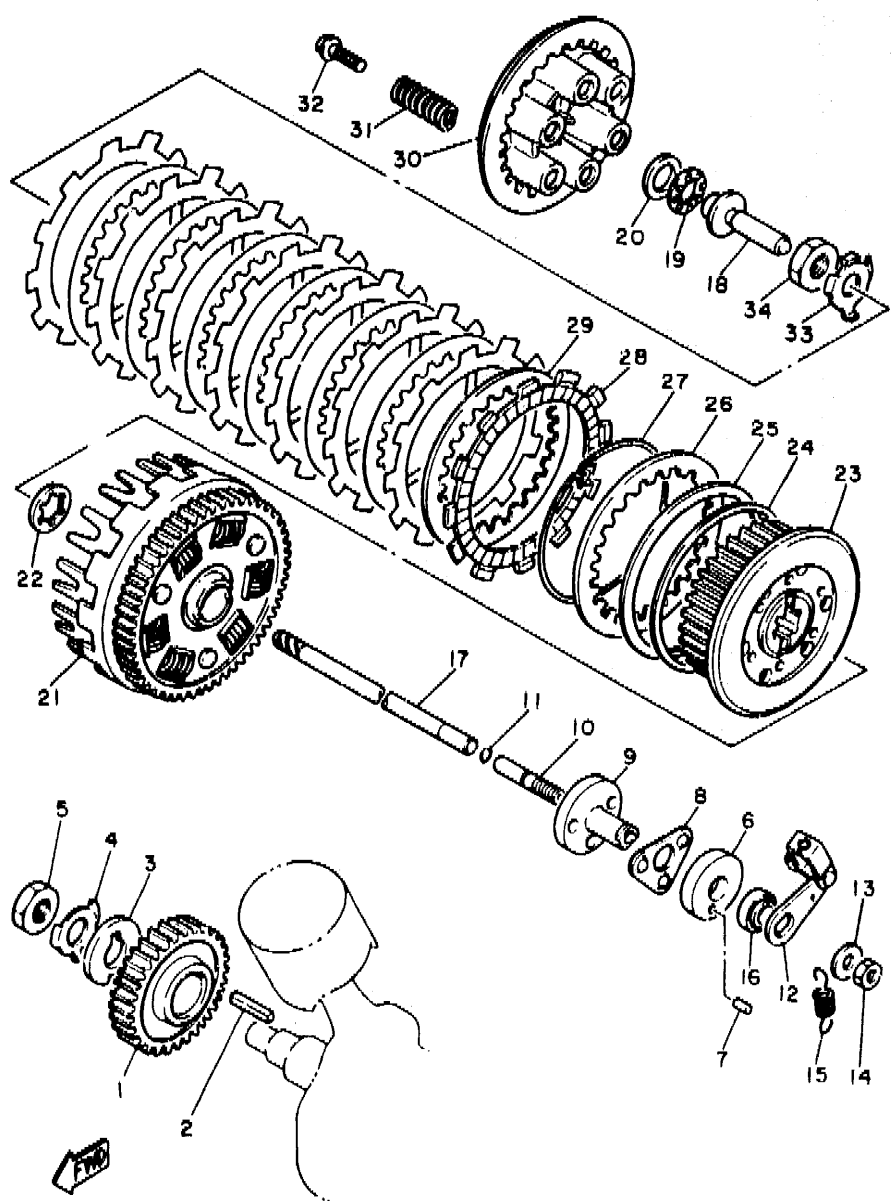
FIG. 13 STARTER CLUTCH

REF. NO.	PART NO.	DESCRIPTION	Q'TY	REMARKS
1	1TA-15570-00	STARTER CLUTCH ASSY	1	
2	99009-13400	CIRCLIP	1	
3	4X7-15521-00	SHAFT 1	1	
4	93210-14104	O-RING	1	
5	5A8-15524-00	WHEEL, STARTER (23T)	1	
6	1TA-15512-00	GEAR, IDLER 1	1	
7	5A8-15517-00	GEAR, IDLER 2 (27T)	1	
8	90387-172E5	COLLAR	2	
9	90501-15636	SPRING, COMPRESSION	1	
10	90387-170E5	COLLAR	1	
11	5A8-15550-00	DRIVE LEVER ASSY	1	
12	93102-10247	OIL SEAL	1	
13	5A8-15542-01	COLLAR 2	1	
14	90151-06013	SCREW, COUNTERSUNK	1	
15	5A8-15556-00	LEVER, DRIVE	1	
16	90508-26494	SPRING, TORSION	1	
17	90149-08166	SCREW	1	
18	3EG-15568-00	GASKET	1	
19	95701-06500	NUT, FLANGE	2	
20	90387-0801M	COLLAR	2	



4GK1361-3130

C6

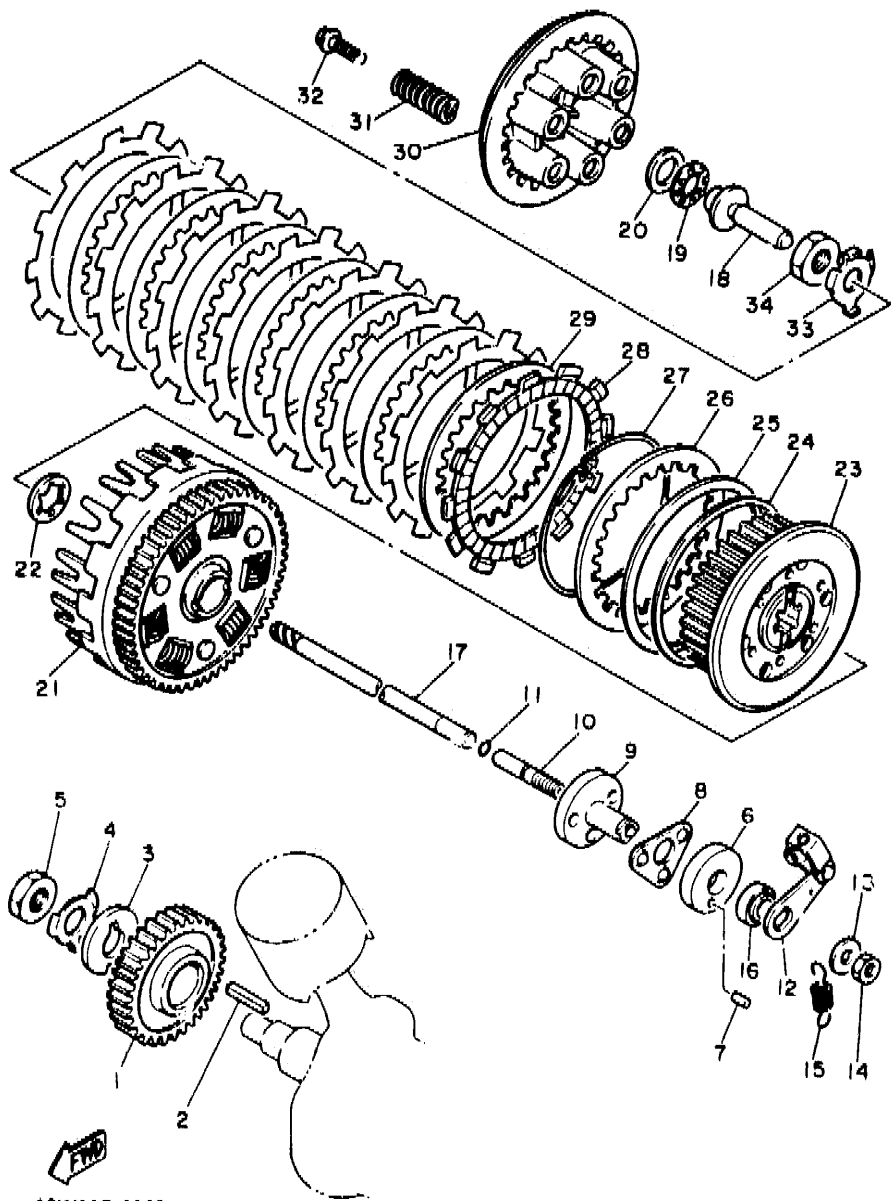


42W110-4140

FIG. 14 CLUTCH

REF. NO.	PART NO.	DESCRIPTION	Q'TY	REMARKS
1	4X7-16111-00	GEAR, PRIMARY DRIVE (47T)	1	
2	90282-07042	KEY, STRAIGHT	1	
3	90214-20022	WASHER, CLAW	1	
4	90215-20182	WASHER, LOCK	1	
5	90170-20274	NUT	1	
6	2H7-16396-00	HOUSING, PUSH SCREW	1	
7	93606-07082	PIN, DOWEL	1	
8	2H7-16395-01	RETAINER, BALL	1	
9	2H7-16341-00	SCREW, PUSH	1	
10	2H7-16343-00	SCREW, ADJUSTING	1	
11	93210-48364	O-RING	1	
12	4X7-16340-00	PUSH LEVER ASSY	1	
13	92901-08200	WASHER, PLAIN	1	
14	95303-08700	NUT	1	
15	90506-10069	SPRING, TENSION	1	
16	93104-14059	OIL SEAL	1	
17	4X7-16357-00	ROD, PUSH 2	1	
18	4X7-16356-00	ROD, PUSH 1	1	
19	93340-21505	BEARING, THRUST	1	
20	90201-154E9	WASHER, PLATE	1	
21	4X7-16150-02	PRIMARY DRIVEN GEAR COMP.	1	
22	3Y1-16154-00	PLATE, THRUST 1	1	
23	4X7-16371-00	BOSS, CLUTCH	1	
24	4X7-16384-00	PLATE, SEAT	1	
25	4X7-16383-01	SPRING, CLUTCH BOSS	1	
26	4X7-16324-00	PLATE, CLUTCH 1	1	
27	4X7-16385-00	RING, CLUTCH BOSS	1	
28	22U-16321-00	PLATE, FRICTION	8	

C7



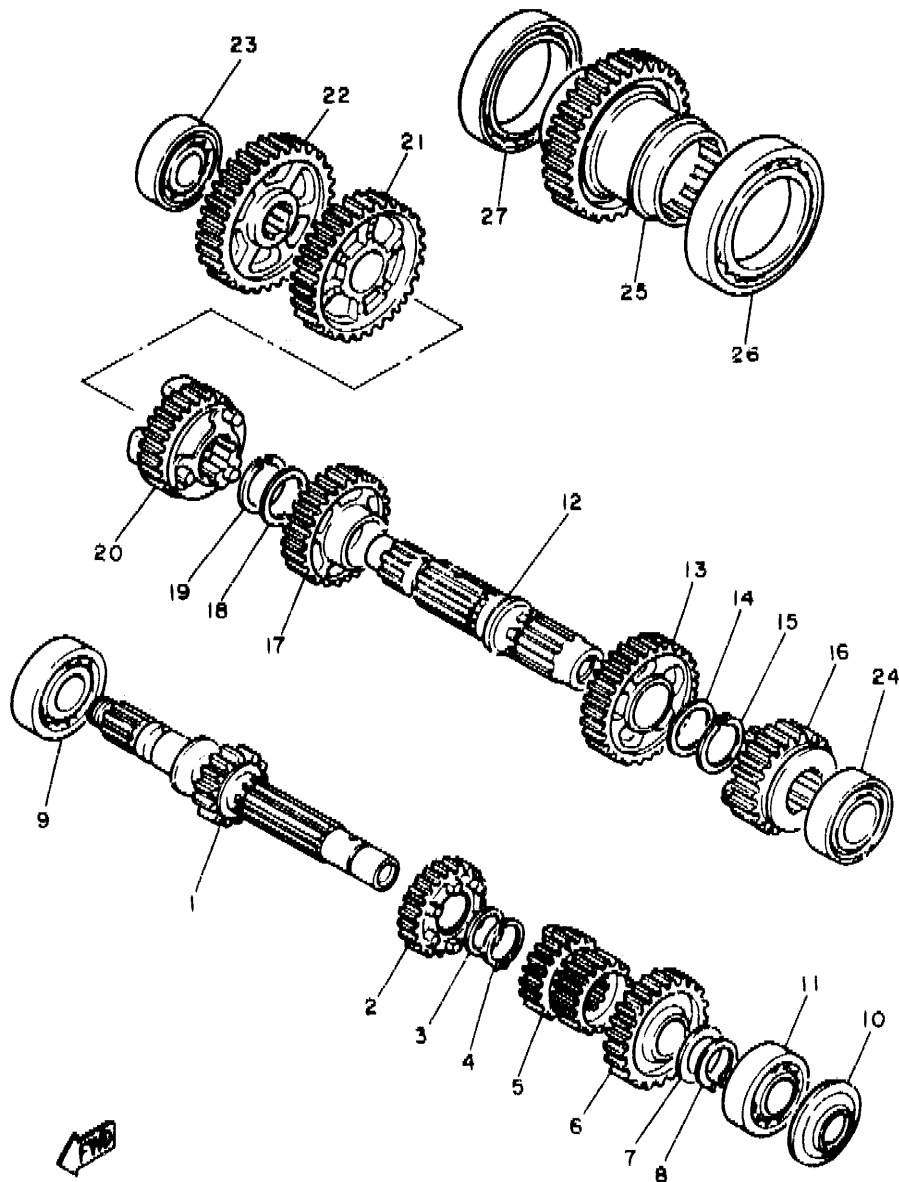
42W110-414C

FIG. 14 CLUTCH

REF. NO.	PART NO.	DESCRIPTION	Q'TY	REMARKS
29	4X7-16325-00	PLATE, CLUTCH 2	7	
30	4X7-16351-00	PLATE, PRESSURE 1	1	
31	90501-23598	SPRING, COMPRESSION	6	
32	90159-06092	SCREW, WITH WASHER	6	
33	90215-20231	WASHER, LOCK	1	
34	90170-20327	NUT	1	

C8

FIG. 15 TRANSMISSION

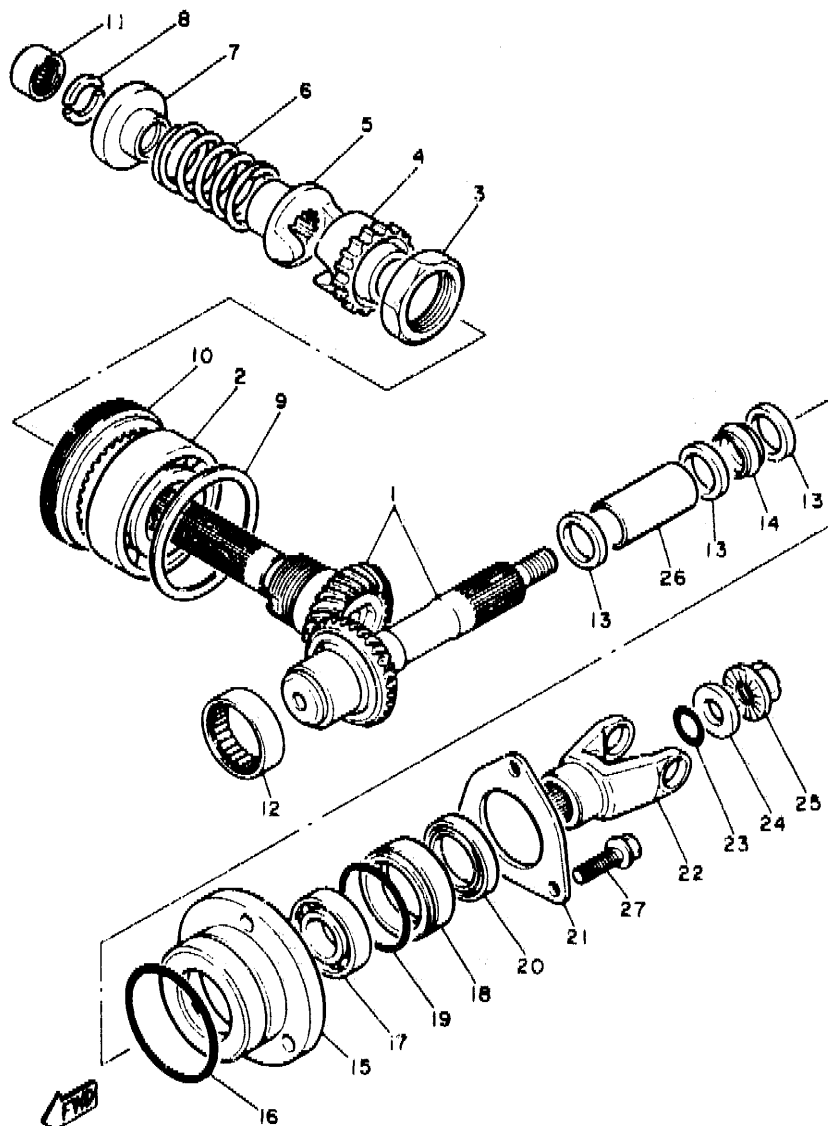


REF. NO.	PART NO.	DESCRIPTION	Q'TY	REMARKS
1	4X7-17411-00	AXLE, MAIN (17T)	1	
2	4X7-17141-00	GEAR, 4TH PINION (31T)	1	
3	90209-22191	WASHER	1	
4	93410-25010	CIRCLIP	1	
5	4X7-17121-00	GEAR, 2ND/3RD PINION (24/28T)	1	
6	42X-17151-00	GEAR, 5TH PINION (34T)	1	
7	90201-20276	WASHER, PLATE (1.0T)	1	
8	99009-20460	CIRCLIP	1	
9	93306-30525	BEARING (B6305)	1	
10	93104-20068	OIL SEAL	1	
11	93306-30424	BEARING (B6304A3)	1	
12	4X7-17402-00	DRIVE AXLE ASSY	1	
13	4X7-17221-00	GEAR, 2ND WHEEL (40T)	1	
14	90209-27192	WASHER	1	
15	93440-30077	CIRCLIP	1	
16	42X-17251-00	GEAR, 5TH WHEEL (29T)	1	
17	4X7-17231-00	GEAR, 3RD WHEEL (36T)	1	
18	90209-27192	WASHER	1	
19	93440-30077	CIRCLIP	1	
20	4X7-17241-00	GEAR, 4TH WHEEL (32T)	1	
21	4X7-17211-00	GEAR, 1ST WHEEL (40T)	1	
22	4X7-17582-01	GEAR, MIDDLE DRIVE (45T)	1	
23	93306-20421	BEARING (B6204)	1	
24	93306-20550	BEARING (B6205DU8)	1	
25	4X7-17583-01	GEAR, MIDDLE DRIVEN (47T)	1	
26	93316-01201	BEARING (B16012)	1	
27	93306-91201	BEARING (B6912)	1	



5E3171-1170

C9



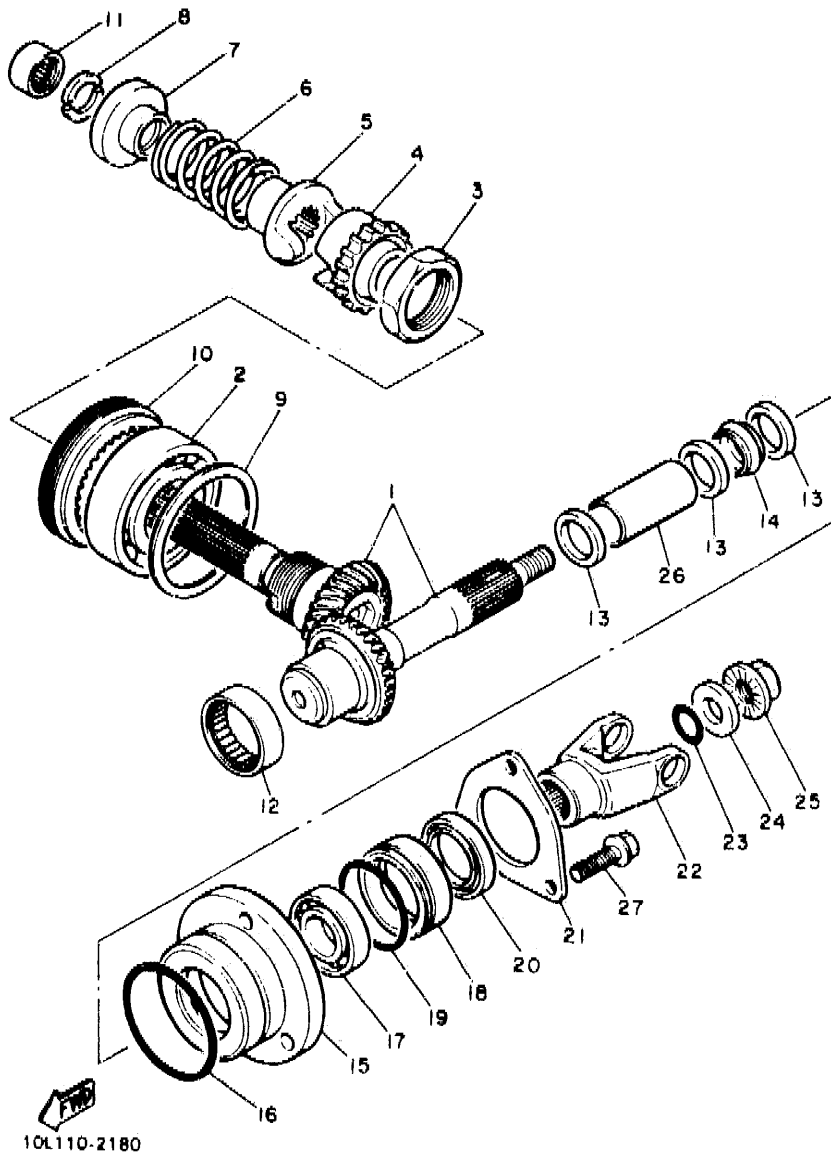
101.110-2180

FIG. 16 MIDDLE DRIVE GEAR

REF. NO.	PART NO.	DESCRIPTION	Q'TY	REMARKS
1	1TA-Y1757-00	MIDDLE GEAR COMP.	1	
2	93306-20901	BEARING (B6209RSH2-C2)	1	
3	90179-44328	NUT	1	
4	42X-17526-01	CAM, DRIVE	1	
5	31A-17527-00	CAM, DRIVEN	1	
6	90501-70762	SPRING, COMPRESSION	1	
7	4X7-17524-00	HOLDER	1	
8	3H5-17529-00	WASHER, THRUST	2	
9	4X7-17531-00-15	SHIM, PINION (0.15T)	1	UR
	4X7-17531-00-30	SHIM, PINION (0.30T)	1	UR
	4X7-17531-00-50	SHIM, PINION (0.50T)	1	UR
10	90179-88336	NUT	1	
11	93317-22021	BEARING, CYLINDRICAL	1	
12	93311-34050	BEARING, CYLINDRICAL	1	
13	90201-255A6	WASHER, PLATE	3	
14	1J7-46129-Y1	SPACER, EXPANSION	1	
15	11H-17551-00	HOUSING, BEARING	1	
16	93210-71360	O-RING	1	
17	93306-20548	BEARING (B6205RC2)	1	
18	4X7-17554-00	RETAINER, BEARING	1	
19	93210-52449	O-RING	1	
20	93101-35099	OIL SEAL	1	
21	4X7-17558-00	PLATE, BEARING	1	
22	4X7-17556-00	YOKE, JOINT	1	
23	93210-14359	O-RING	1	
24	90201-14633	WASHER, PLATE	1	
25	90179-14317	NUT	1	
26	90387-251E1	COLLAR	1	

C10

FIG. 16 MIDDLE DRIVE GEAR

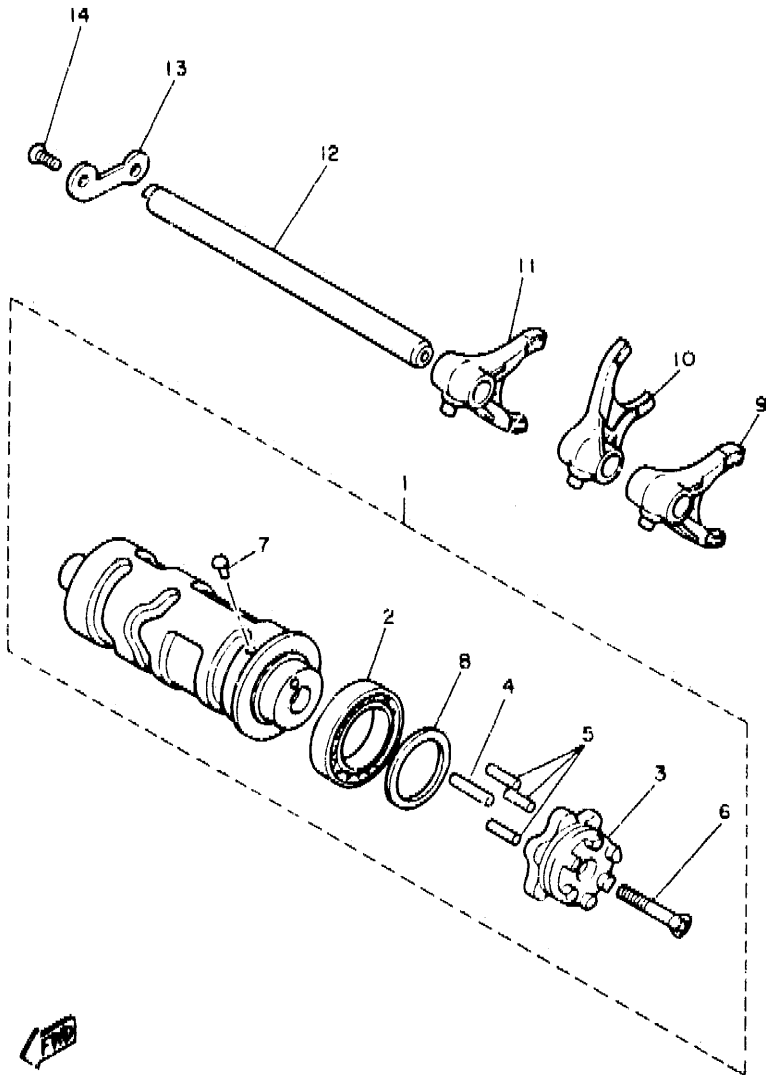


REF. NO.	PART NO.	DESCRIPTION	Q'TY	REMARKS
27	95811-08030	BOLT, FLANGE	3	

C11

FIG. 17 SHIFT CAM. FORK

REF. NO.	PART NO.	DESCRIPTION	Q'TY	REMARKS
1	4X7-18540-01	SHIFT CAM ASSY	1	
2	93306-90602	.BEARING	1	
3	4G0-18185-01	.SEGMENT	1	
4	93604-20156	.PIN, DOWEL	1	
5	93604-16092	.PIN, DOWEL	3	
6	98701-05035	.SCREW, FLAT HEAD	1	
7	136-18542-00	.POINT, NEUTRAL	1	
8	90201-30297	.WASHER, PLATE	1	
9	4X7-18511-00	FORK, SHIFT 1	1	
10	4X7-18512-00	FORK, SHIFT 2	1	
11	4X7-18513-00	FORK, SHIFT 3	1	
12	4X7-18531-00	BAR, SHIFT FORK GUIDE 1	1	
13	4X7-18536-00	STOPPER, SHIFT BAR	1	
14	98701-06016	SCREW, FLAT HEAD	2	



C12

5E3171-1190

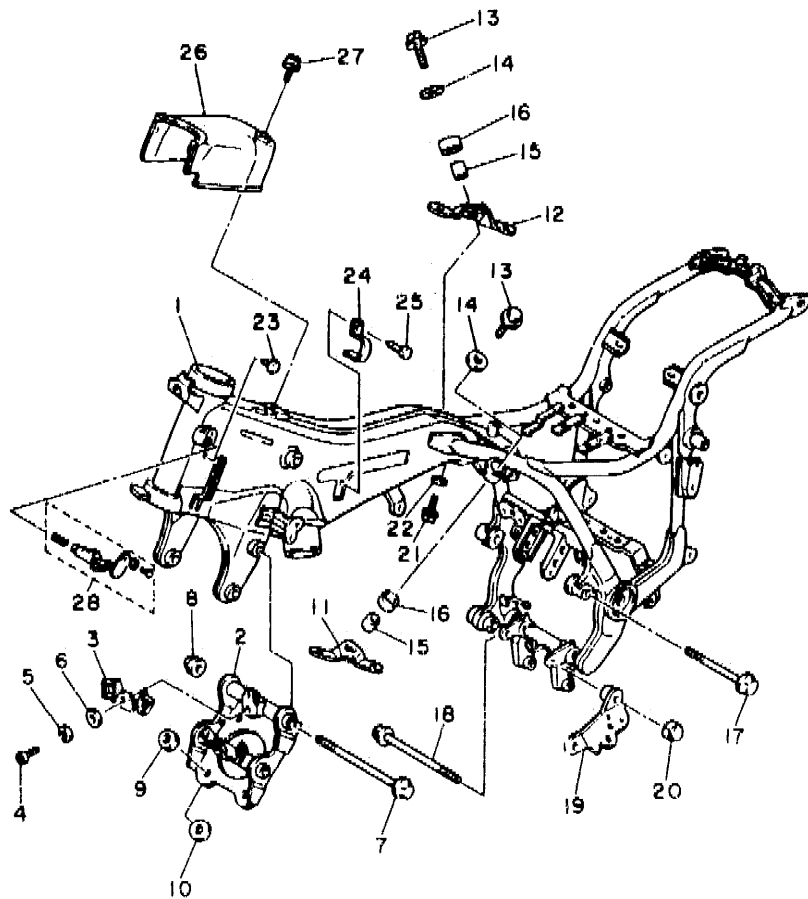


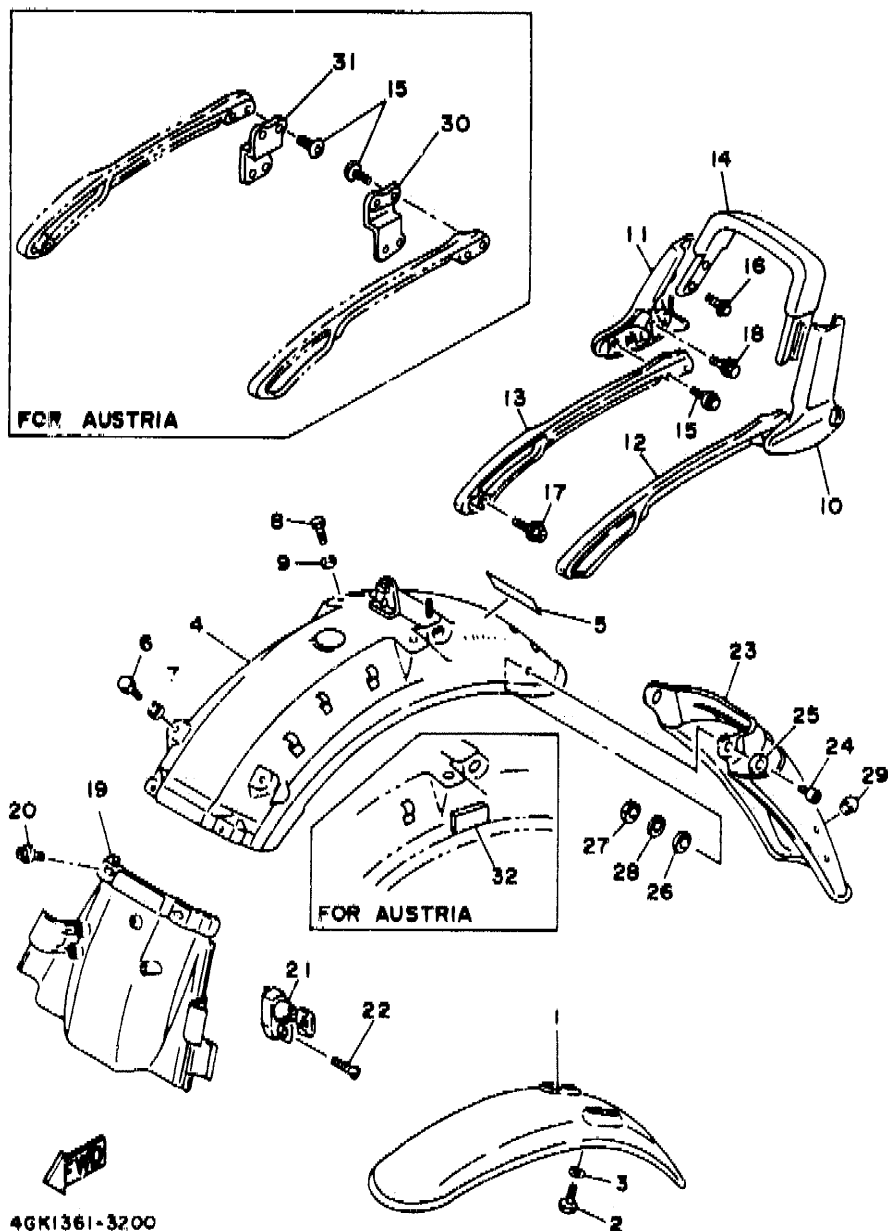
FIG. 19 FRAME

REF. NO.	PART NO.	DESCRIPTION	Q'TY	REMARKS
1	3CF-21110-00-33	FRAME COMP.	1	YAMAHA BLACK
2	42X-21317-00	STAY, ENGINE 3	1	
3	42X-21359-00	BRACKET, COIL	1	
4	98506-06012	SCREW, PAN HEAD	1	
5	92906-06100	WASHER, SPRING	1	
6	92906-06600	WASHER, PLATE	1	
7	90105-10297	BOLT, WASHER BASED	2	
8	90176-10049	NUT, CROWN	2	
9	90179-12421	NUT	4	
10	90201-125A3	WASHER, PLATE	4	
11	42X-21315-00	STAY, ENGINE 2	1	
12	42X-21316-00	STAY, ENGINE 3	1	
13	90105-10298	BOLT, WASHER BASED	2	
14	90201-105H3	WASHER, PLATE	2	
15	90387-100E2	COLLAR	2	
16	4X7-21485-00	DAMPER, RUBBER 1	2	
17	90105-10050	BOLT, WASHER BASED	2	
18	90105-10300	BOLT, WASHER BASED	1	
19	42X-21458-01	BRACKET, SIDE STAND	1	
20	90176-10049	NUT, CROWN	2	
21	90105-06069	BOLT, WASHER BASED	1	
22	90202-05193	WASHER, PLATE	1	
23	90338-07043	PLUG	2	
24	90462-08138	CLAMP	2	
25	97706-50508	SCREW, TAPPING	2	
26	42X-2139R-00	COVER 2	1	
27	90159-06058	SCREW, WITH WASHER	1	



3DR1332-B190

C14



4GK1361-3200

FIG. 20 FENDER

REF. NO.	PART NO.	DESCRIPTION	Q'TY	REMARKS
1	1MY-21510-00-9B	FRONT FENDER COMP.	1	DARK GRAYISH BLUE METALLIC 1
2	97021-06012	BOLT	4	
3	92995-06100	WASHER	4	
4	3EF-21610-00-9B	REAR FENDER COMP.	1	UR DARK GRAYISH BLUE METALLIC 1
	1RM-21610-01-96	REAR FENDER COMP.	1	UR DARK GRAYISH BLUE METALLIC 1 FOR AUSTRIA
5	99236-00020	EMBLEM, YAMAHA (SILVER)	1	
6	97021-06012	BOLT	2	
7	92995-06100	WASHER	2	
8	97022-08012	BOLT	2	
9	92902-08100	WASHER, SPRING	2	
10	1RM-2164F-00	STAY 1	1	
11	1RM-2164G-00	STAY 2	1	
12	1RM-2164H-00	STAY 3	1	
13	1RM-2164J-00	STAY 4	1	
14	55R-2164A-02	GRIP 1	1	
15	95811-06016	BOLT, FLANGE	4	UR
	92011-06020	BOLT, BUTTON HEAD	4	UR FOR AUSTRIA
16	95811-06016	BOLT, FLANGE	4	
17	90149-08225	SCREW	2	
18	90105-10217	BOLT, WASHER BASED	2	
19	42X-21629-00	GUARD, MUD	1	
20	90159-06128	SCREW, WITH WASHER	2	
21	26H-21308-00	HELMET HANGER ASSY	1	
22	90149-06154	SCREW	1	
23	3EF-21621-00	FLAP	1	
24	98506-06012	SCREW, PAN HEAD	2	
25	92906-06600	WASHER, PLATE	2	
26	90202-05193	WASHER, PLATE	2	

C15

CONTENTS

ENGINE

Cylinder Head	B2~B3
Cylinder	B4
Crankshaft, Piston	B5
Valve	B6
Camshaft, Chain	B7
Oil Pump	B8
Oil Cleaner	B9
Intake	B10~B12
Carburetor	B13~B14
Exhaust	B15~C2
Crankcase	C3
Crankcase Cover 1	C4~C5
Starter Clutch	C6
Clutch	C7~C8
Transmission	C9
Middle Drive Gear	C10~C11
Shift Cam, Fork	C12
Shift Shaft	C13

CHASSIS

Frame	C14
Fender	C15~D2
Side Cover	D3~D4
Rear Arm, Suspension	D5
Drive Shaft	D6~D8
Steering	D9
Front Fork	D10~D11
Fuel Tank	D12
Seat	D13

Front Wheel	D14
Front Brake Caliper	D15
Rear Wheel	E2~E3
Steering Handle, Cable	E4
Front Master Cylinder	E5~E6
Stand, Footrest	E7~E9
Generator	E10
Starting Motor	E11
Flasher Light	E12
Meter	E13
Headlight	E14
Taillight	E15
Handle Switch, Lever	F2
Electrical 1	F3~F4
Electrical 2	F5~F6

INDEX

Numerical Index	M1~M5
-----------------------	-------

CONTENTS

ENGINE

Cylinder Head	B2~B3
Cylinder	B4
Crankshaft, Piston	B5
Valve	B6
Camshaft, Chain	B7
Oil Pump	B8
Oil Cleaner	B9
Intake	B10~B12
Carburetor	B13~B14
Exhaust	B15~C2
Crankcase	C3
Crankcase Cover 1	C4~C5
Starter Clutch	C6
Clutch	C7~C8
Transmission	C9
Middle Drive Gear	C10~C11
Shift Cam, Fork	C12
Shift Shaft	C13

CHASSIS

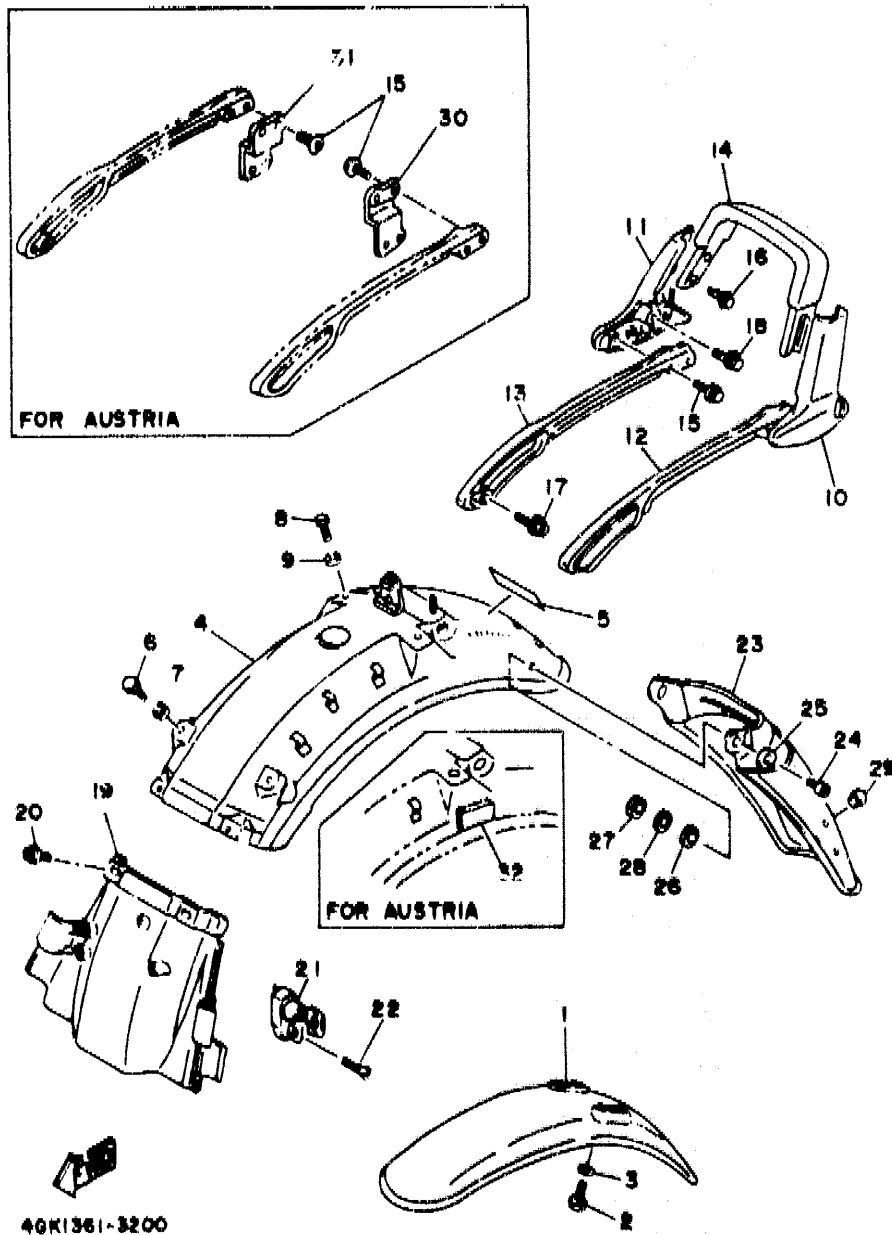
Frame	C14
Fender	C15~D2
Side Cover	D3~D4
Rear Arm, Suspension	D5
Drive Shaft	D6~D8
Steering	D9
Front Fork	D10~D11
Fuel Tank	D12
Seat	D13

Front Wheel	D14
Front Brake Caliper	D15
Rear Wheel	E2~E3
Steering Handle, Cable	E4
Front Master Cylinder	E5~E6
Stand, Footrest	E7~E9
Generator	E10
Starting Motor	E11
Flasher Light	E12
Meter	E13
Headlight	L14
Taillight	E15
Handle Switch, Lever	F2
Electrical 1	F3~F4
Electrical 2	F5~F5

INDEX

Numerical Index	M1~M5
-----------------------	-------

FIG. 20 FENDER

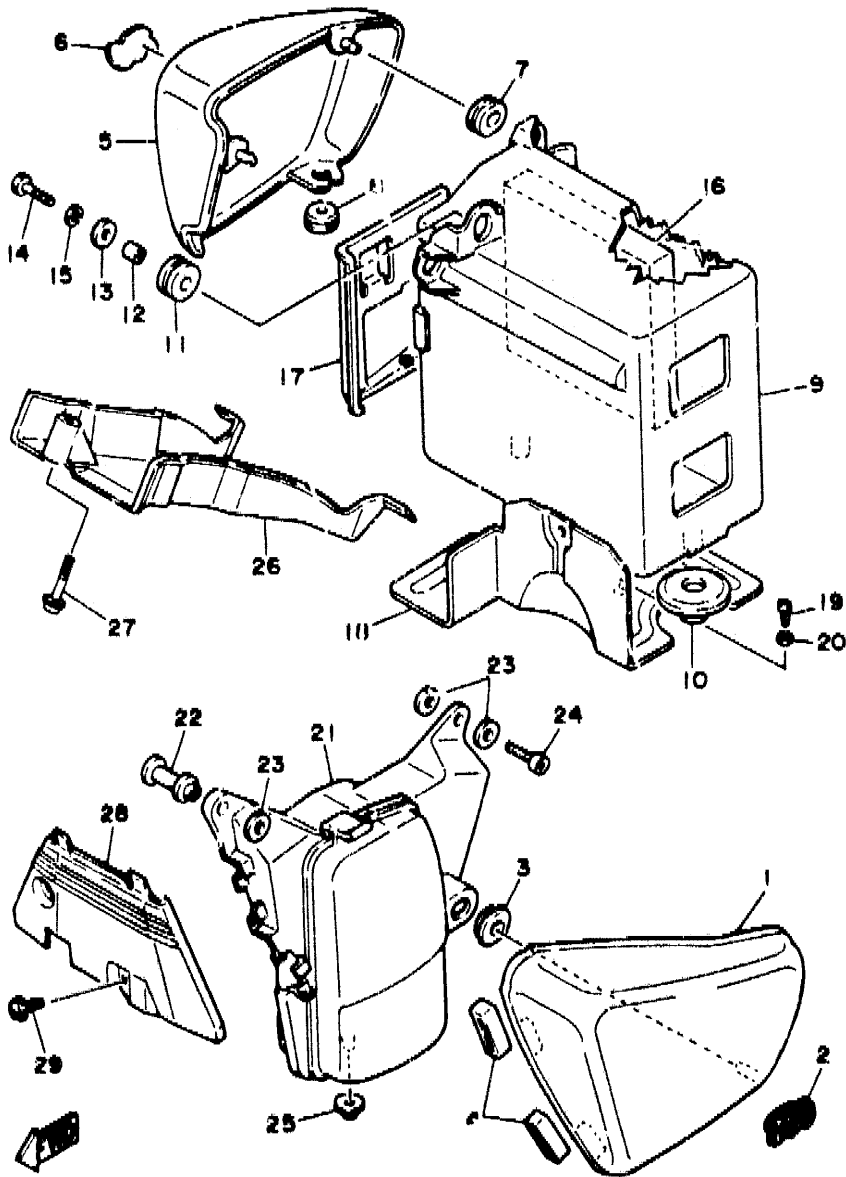


REF. NO.	PART NO.	DESCRIPTION	Q'TY	REMARKS
27	95380-06600	NUT	2	
28	92990-06200	WASHER, PLAIN	2	
29	4GQ-21639-00	DAMPER 2	1	
30	4GK-21688-00	BRACKET, REAR STAY	1	FOR AUSTRIA
31	4GK-21689-00	BRACKET, REAR STAY 2	1	FOR AUSTRIA
32	11K-21735-00	SEAL 2	1	FOR AUSTRIA

D2

FIG. 21 SIDE COVER

REF. NO.	PART NO.	DESCRIPTION	Q'TY	REMARKS
1	42X-21711-00-9B	COVER, SIDE 1	1	DARK GRAYISH BLUE METALLIC 1
2	56F-21781-00	EMBLEM 1	1	
3	90480-01401	GROMMET	1	
4	466-21717-00	DAMPER, SIDE COVER	2	
5	42X-21721-00-9B	COVER, SIDE 2	1	DARK GRAYISH BLUE METALLIC 1
6	56F-21782-00	EMBLEM 2	1	
7	90480-01401	GROMMET	2	
8	90480-12053	GROMMET	1	
9	42X-21171-00	BOX	1	
10	90480-20384	GROMMET	2	
11	90480-16233	GROMMET	1	
12	90387-060A7	COLLAR	1	
13	90201-06067	WASHER, PLATE	1	
14	97011-06020	BOLT	1	
15	92995-06100	WASHER	1	
16	42X-21746-00	DAMPER	1	
17	42X-28185-00	LID	1	
18	42X-2172W-02	COVER	1	
19	98501-06010	SCREW, PAN HEAD	2	
20	92995-06100	WASHER	2	
21	42X-2177A-00	BOX	1	
22	90560-06258	SPACER	1	
23	90201-06059	WASHER, PLATE	3	
24	91316-06012	BOLT	1	
25	90480-10408	GROMMET	1	
26	42X-2176E-00	PLATE	1	
27	90159-06110	SCREW, WITH WASHER	1	
28	42X-2117F-00	COVER	1	

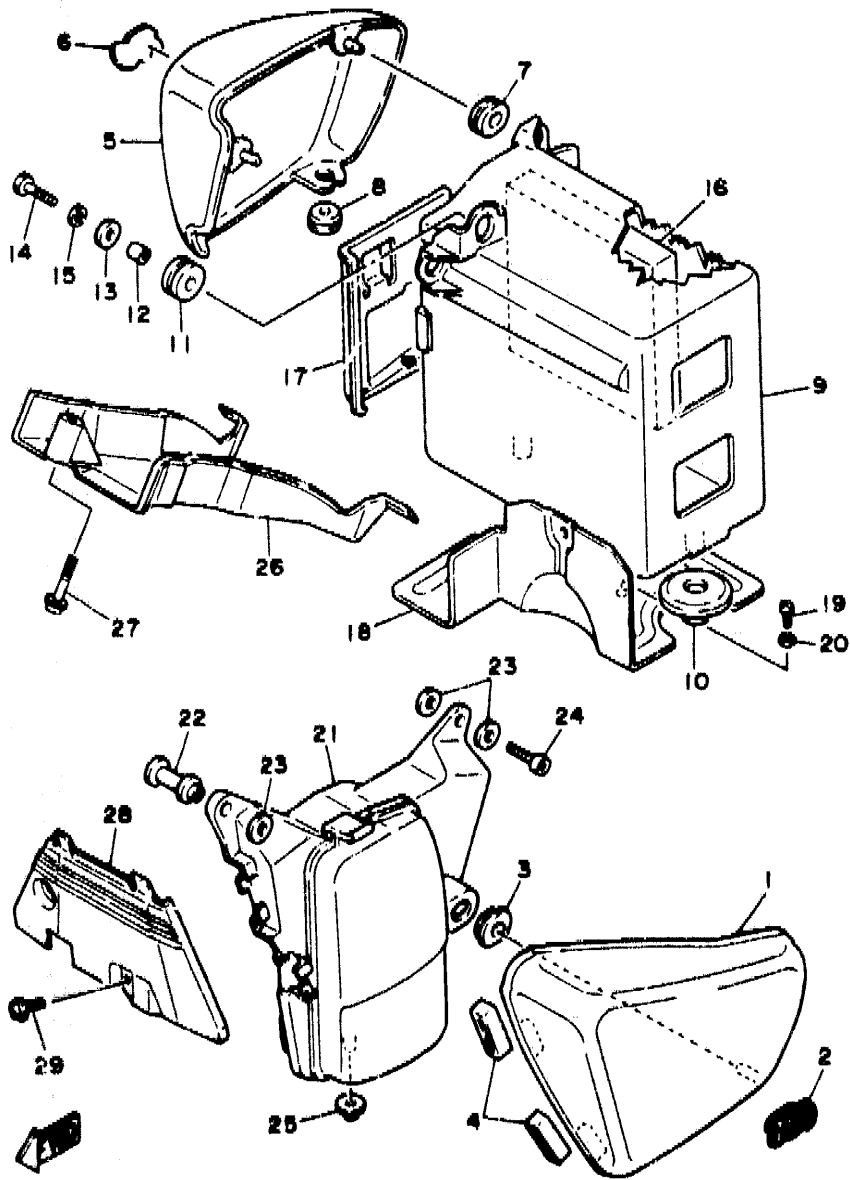


3JL6171-0210

D3

FIG. 21 SIDE COVER

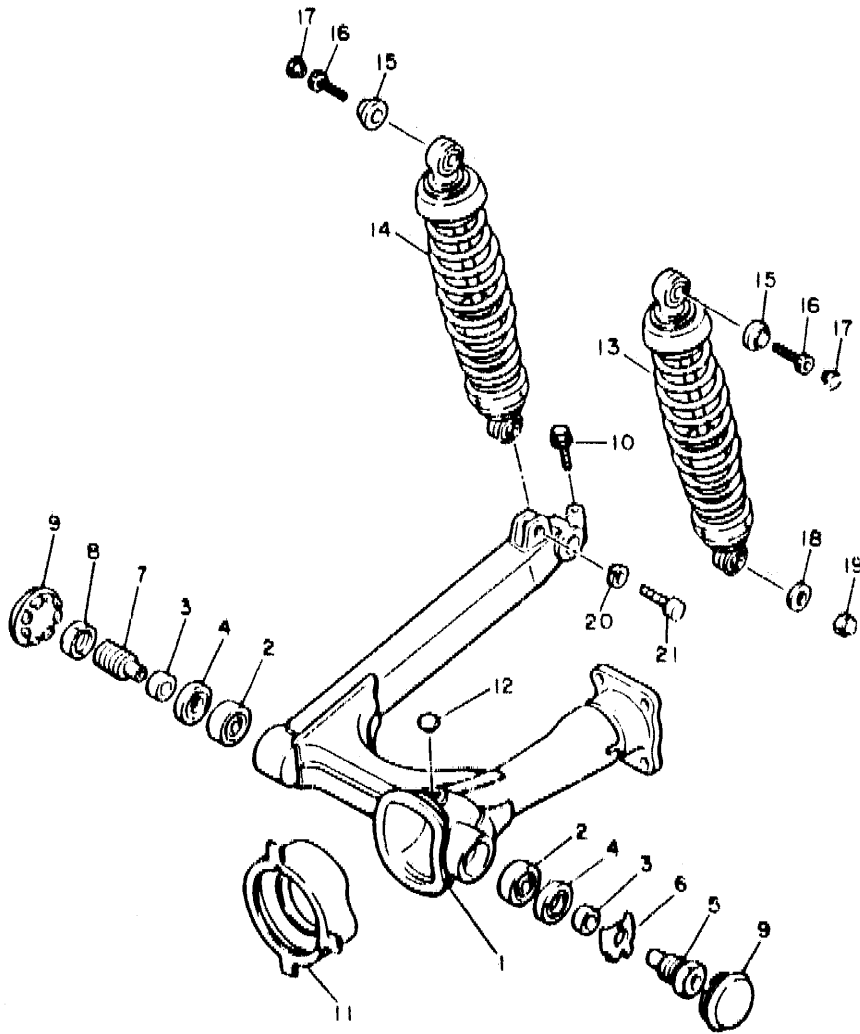
REF. NO.	PART NO.	DESCRIPTION	Q'TY	REMARKS
29	90159-06071	SCREW, WITH WASHER	2	



3JL0171-0210

D4

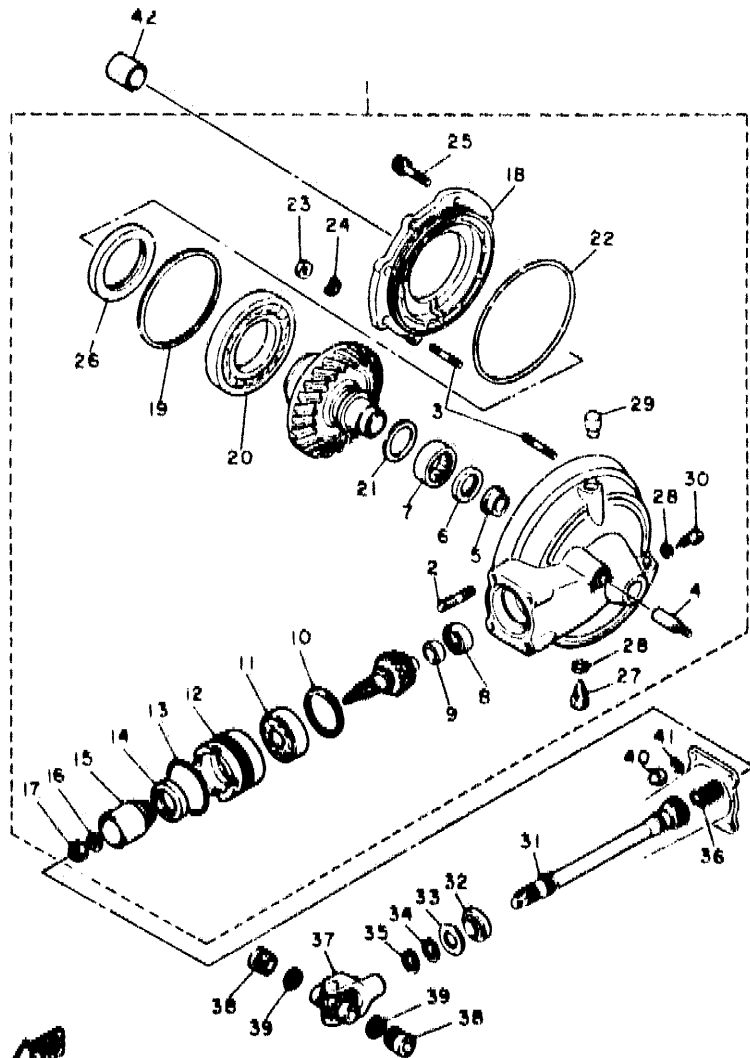
FIG. 22 REAR ARM. SUSPENSION



REF. NO.	PART NO.	DESCRIPTION	Q'TY	REMARKS
1	1RM-22110-00-35	REAR ARM COMP.	1	SILVER
2	93332-00010	BEARING	2	
3	90387-17543	COLLAR	2	
4	93102-25017	OIL SEAL	2	
5	42X-22141-00	SHAFT, PIVOT	1	
6	90215-22238	WASHER, LOCK	1	
7	1J7-22141-00	SHAFT, PIVOT	1	
8	1J7-22143-00	NUT	1	
9	2H7-2219X-00	COVER	2	
10	95023-08035	BOLT	1	
11	4X7-22189-01	BOOT, RUBBER	1	
12	90338-20113	PLUG	1	
13	42X-22210-12	SHOCK ABSORBER ASSY, REAR	1	
14	42X-22220-12	SHOCK ABSORBER ASSY, REAR	1	
15	57A-22243-01	WASHER 1	2	
16	91311-08020	BOLT	2	
17	90338-06163	PLUG	2	
18	90201-10437	WASHER, PLATE	1	
19	90176-10013	NUT, CROWN	1	
20	92990-10100	WASHER, SPRING	1	
21	90106-10030	BOLT	1	

3CF110-8220

D3

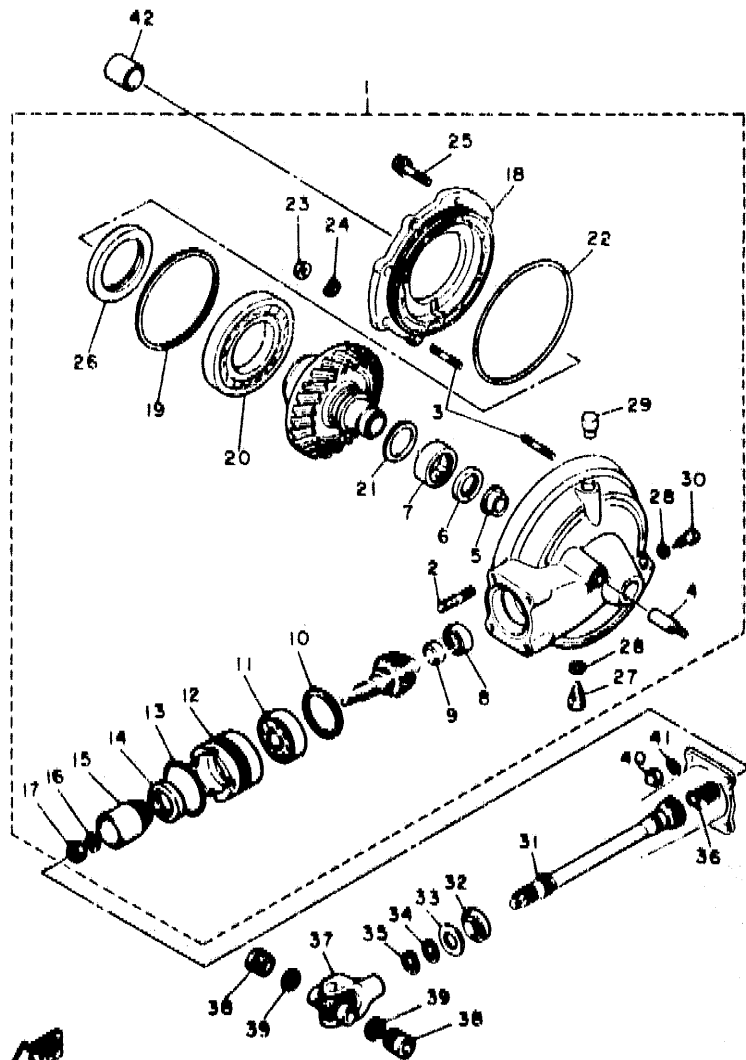


1TE110-6230

FIG. 23 DRIVE SHAFT

REF. NO.	PART NO.	DESCRIPTION	Q'TY	REMARKS
1	5G2-46101-01	REAR AXLE GEAR CASE ASSY	1	
2	90116-10361	.BOLT, STUD	4	
3	90116-08360	.BOLT, STUD	6	
4	90116-10249	.BOLT, STUD	1	
5	4H7-46153-00	.COLLAR, GUIDE	1	
6	93101-30084	.OIL SEAL	1	
7	93311-43729	.BEARING, CYLINDRICAL	1	
8	93317-41510	.BEARING, CYLINDRICAL	1	
9	2H7-46122-00	.RACE, INNER	1	
10	1J7-17537-Y0-30	.SHIM, THRUST (0.30T)	1	UR
	1J7-17537-Y0-40	.SHIM, THRUST (0.40T)	1	UR
	1J7-17537-Y0-50	.SHIM, THRUST (0.50T)	1	UR
11	93306-30533	.BEARING (B6305RB1 SPECIAL)	1	
12	4H7-46125-00	.RETAINER, BEARING	1	
13	93210-60426	.O-RING	1	
14	93101-38098	.OIL SEAL	1	
15	4H7-46123-00	.COUPLING, GEAR	1	
16	90201-14632	.WASHER, PLATE	1	
17	90185-14070	.NUT, SELF-LOCKING	1	
18	4H7-46152-00	.HOUSING, BEARING	1	
19	1J7-46117-Y0-30	.SHIM, RING GEAR (0.30T)	1	UR
	1J7-46117-Y0-40	.SHIM, RING GEAR (0.40T)	1	UR
	1J7-46117-Y0-45	.SHIM, RING GEAR (0.45T)	1	UR
	1J7-46117-Y0-50	.SHIM, RING GEAR (0.50T)	1	UR
20	93316-01403	.BEARING, CYLINDRICAL	1	
21	22U-46118-00-12	.SHIM, THRUST (1.2T)	1	UR

D6



1TE110.6230

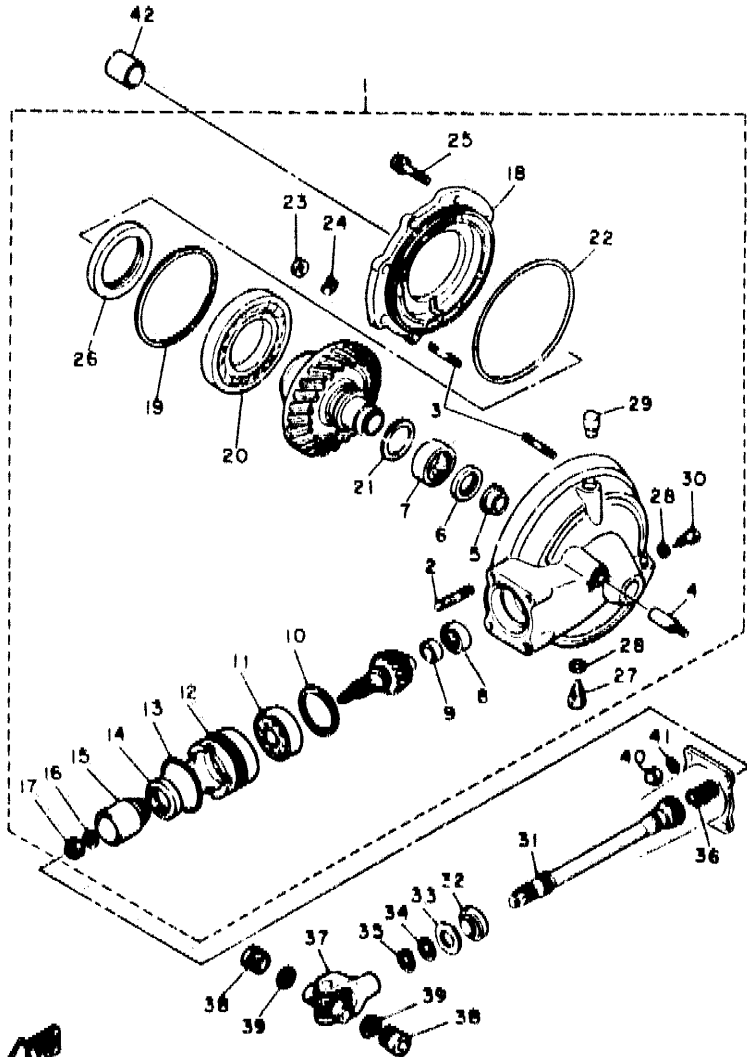
FIG. 23 DRIVE SHAFT

REF. NO.	PART NO.	DESCRIPTION	Q'TY	REMARKS
21	22U-46118-00-14	.SHIM, THRUST (1.4T)	1	UR
	22U-46118-00-16	.SHIM, THRUST (1.6T)	1	UR
	22U-46118-00-18	.SHIM, THRUST (1.8T)	1	UR
	22U-46118-00-20	.SHIM, THRUST (2.0T)	1	UR
22	93211-44348	.O-RING	1	
23	95333-08600	.NUT	6	
24	92901-08700	.WASHER, WAVE	6	
25	95811-10025	.BOLT, FLANGE	2	
26	93102-70167	.OIL SEAL	1	
27	3VD-13455-00	.PLUG	1	
28	214-11198-01	.GASKET	2	
29	2H7-17590-00	.BREATHER COMP.	1	
30	90340-14118	.PLUG, STRAIGHT SCREW	1	
31	4X7-46172-00	SHAFT, DRIVE	1	
32	93108-23007	OIL SEAL	1	
33	90201-231A2	WASHER, PLATE	1	
34	93410-23056	CIRCLIP	1	
35	93410-22039	CIRCLIP	1	
36	90501-16491	SPRING, COMPRESSION	1	
37	4X7-46180-00	CROSS JOINT COMP.	1	
38	93399-99926	BEARING	2	
39	93440-20088	CIRCLIP	2	
40	90176-10049	NUT, CROWN	4	
41	92901-10100	WASHER, SPRING	4	

D7

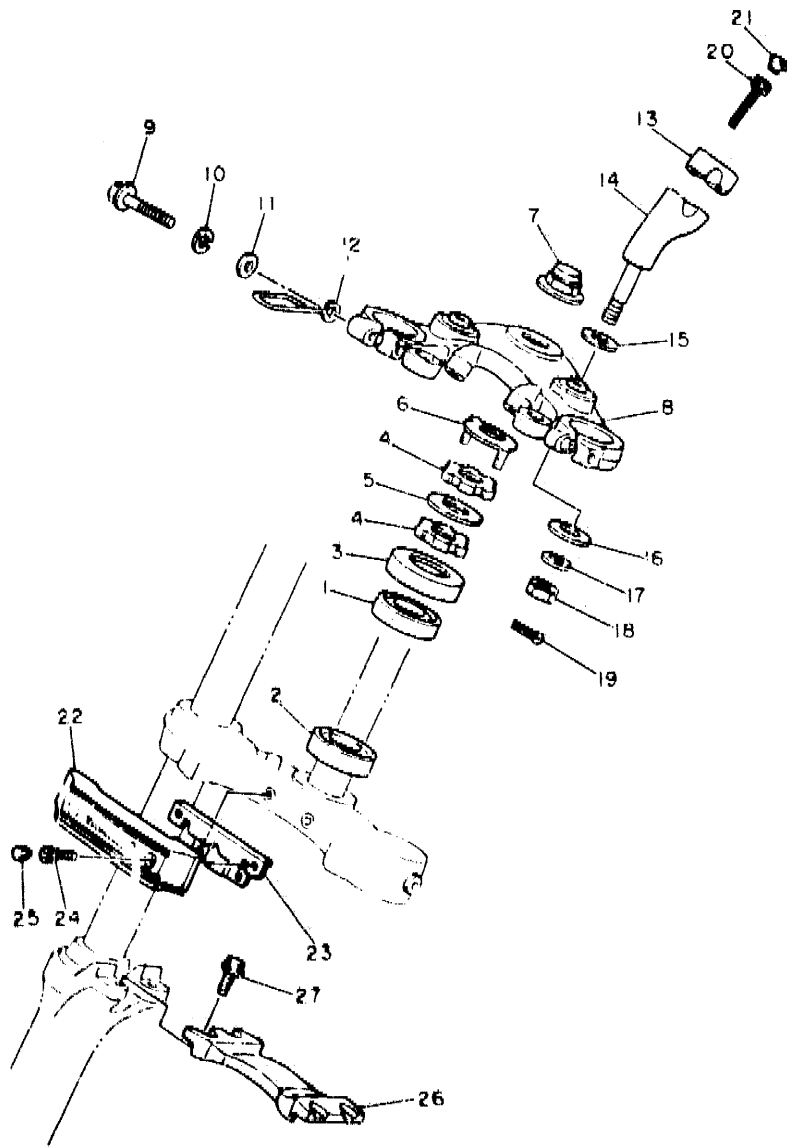
FIG. 23 DRIVE SHAFT

REF. NO.	PART NO.	DESCRIPTION	Q'TY	REMARKS
42	90387-172A5	COLLAR	1	



1TE110-6230

De



3AL110-8240

FIG. 24 STEERING

REF. NO.	PART NO.	DESCRIPTION	Q'TY	REMARKS
1	93332-00001	BEARING	1	
2	93332-00008	BEARING	1	
3	1J7-23415-00	COVER, BALL RACE 1	1	
4	90179-25033	NUT	2	
5	90202-26142	WASHER, PLATE	1	
6	26H-23418-01	WASHER, SPECIAL	1	
7	90176-22050	NUT, CROWN	1	
8	3AL-W2341-00-38	CROWN, HANDLE	1	CLEAR (WITH BUFF)
9	95023-08045	BOLT	2	
10	92990-08100	WASHER, SPRING	2	
11	92901-08600	WASHER, PLATE	2	
12	1UF-23317-01	HOLDER, CABLE	2	
13	4H7-23441-00-38	HOLDER, HANDLE UPPER	2	CLEAR (WITH BUFF)
14	3AL-23442-00-38	HOLDER, HANDLE LOWER	2	CLEAR (WITH BUFF)
15	90201-14220	WASHER, PLATE	2	
16	92990-12200	WASHER, PLAIN	2	
17	92901-12100	WASHER, SPRING	2	
18	95311-12700	NUT	2	
19	90468-12006	CLIP	2	
20	91311-08030	BOLT	4	
21	90338-08163	PLUG	4	
22	1RM-23122-00	COVER, OUTER 1	1	
23	1RM-2317E-00	STAY	1	
24	92016-06012	SCREW	2	
25	90338-08163	PLUG	4	
26	42X-2313A-00	BRACE, FORK	1	
27	95023-08020	BOLT	4	



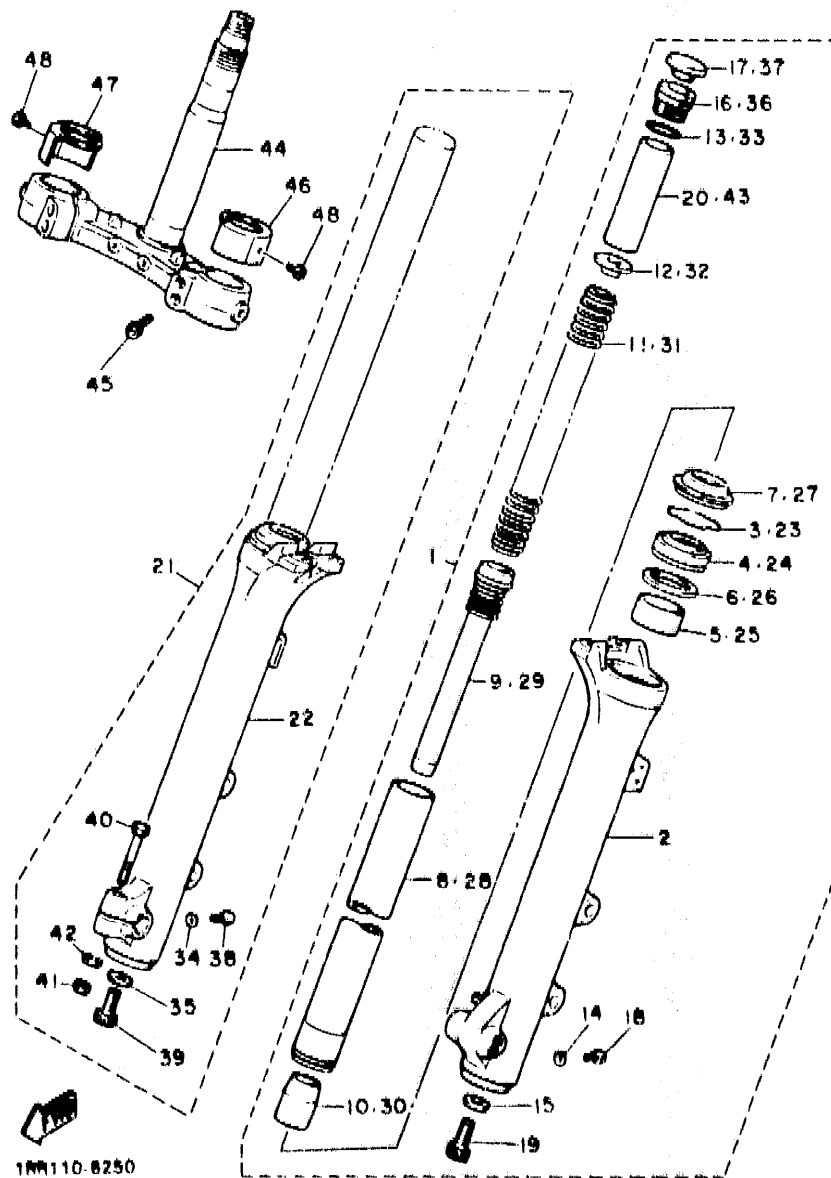


FIG. 25 FRONT FORK

REF. NO.	PART NO.	DESCRIPTION	Q'TY	REMARKS
1	4FY-23102-00	FRONT FORK ASSY (L.H)	1	
2	4FY-23126-00	.TUBE, OUTER (LEFT)	1	
3	3R4-23153-00	.RING, SNAP	1	
4	3EN-23145-00	.OIL SEAL	1	
5	2YK-23125-00	.METAL, SLIDE 1	1	
6	4V2-23146-L0	.WASHER, OIL SEAL	1	
7	42X-23144-00	.SEAL, DUST	1	
8	1RM-23110-00	.INNER TUBE COMP.1	1	
9	33M-23170-00	.CYLINDER COMP., FRONT FORK	1	
10	1W1-23173-L0	.SPINDLE, TAPER	1	
11	42H-23141-00	.SPRING, FRONT FORK	1	
12	1W1-23142-L0	.SEAT, SPRING UPPER	1	
13	1W1-23114-L0	.GASKET	1	
14	122-23129-00	.GASKET, DRAIN PLUG	1	
15	509-23158-L0	.GASKET	1	
16	31A-23111-31	.BOLT, CAP	1	
17	42H-23168-00	.CAP, FRONT FORK	1	
18	4H7-23119-00	.PLUG, DRAIN	1	
19	278-23181-50	.BOLT, HEXAGON SOCKET HEAD	1	
20	42X-23118-00	.SPACER	1	
21	4FY-23103-00	FRONT FORK ASSY (R.H)	1	
22	4FY-23136-00	.TUBE, OUTER (RIGHT)	1	
23	3R4-23153-00	.RING, SNAP	1	
24	3EN-23145-00	.OIL SEAL	1	
25	2YK-23125-00	.METAL, SLIDE 1	1	
26	4V2-23146-L0	.WASHER, OIL SEAL	1	
27	42X-23144-00	.SEAL, DUST	1	
28	1RM-23110-00	.INNER TUBE COMP.1	1	

Dio

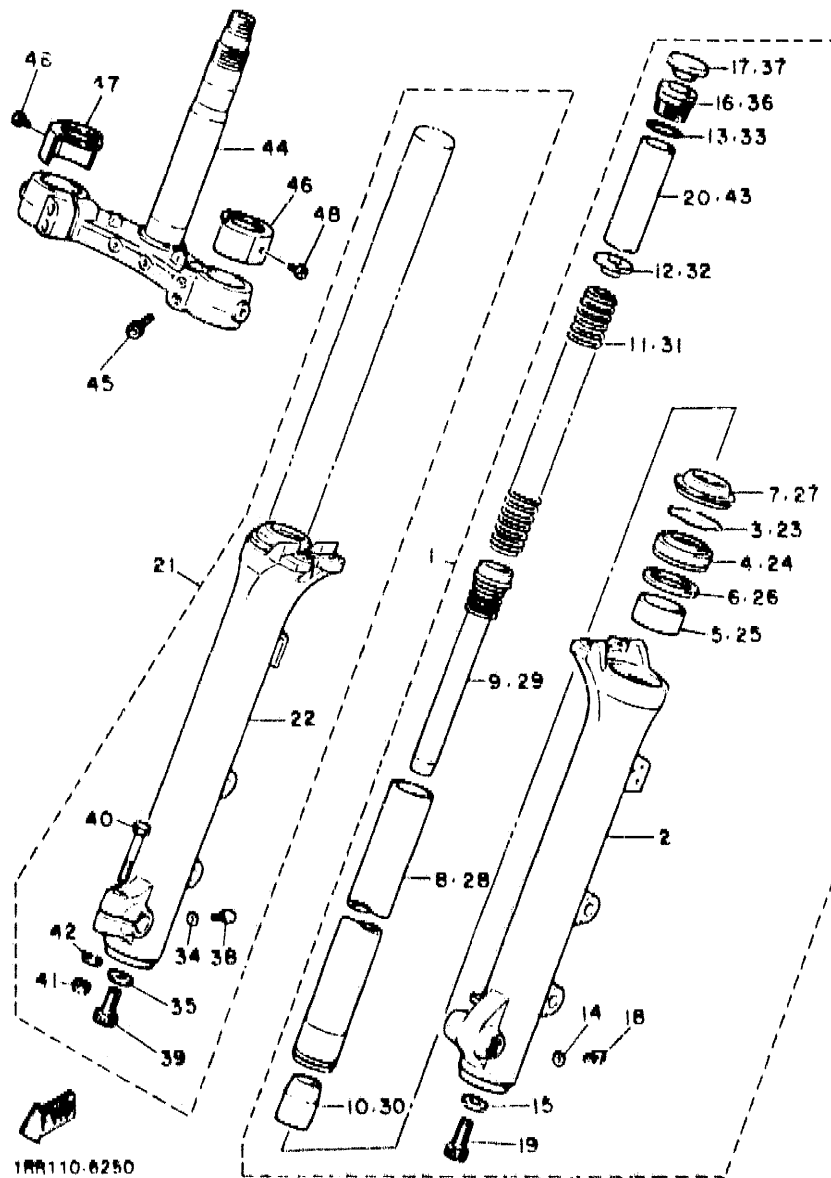
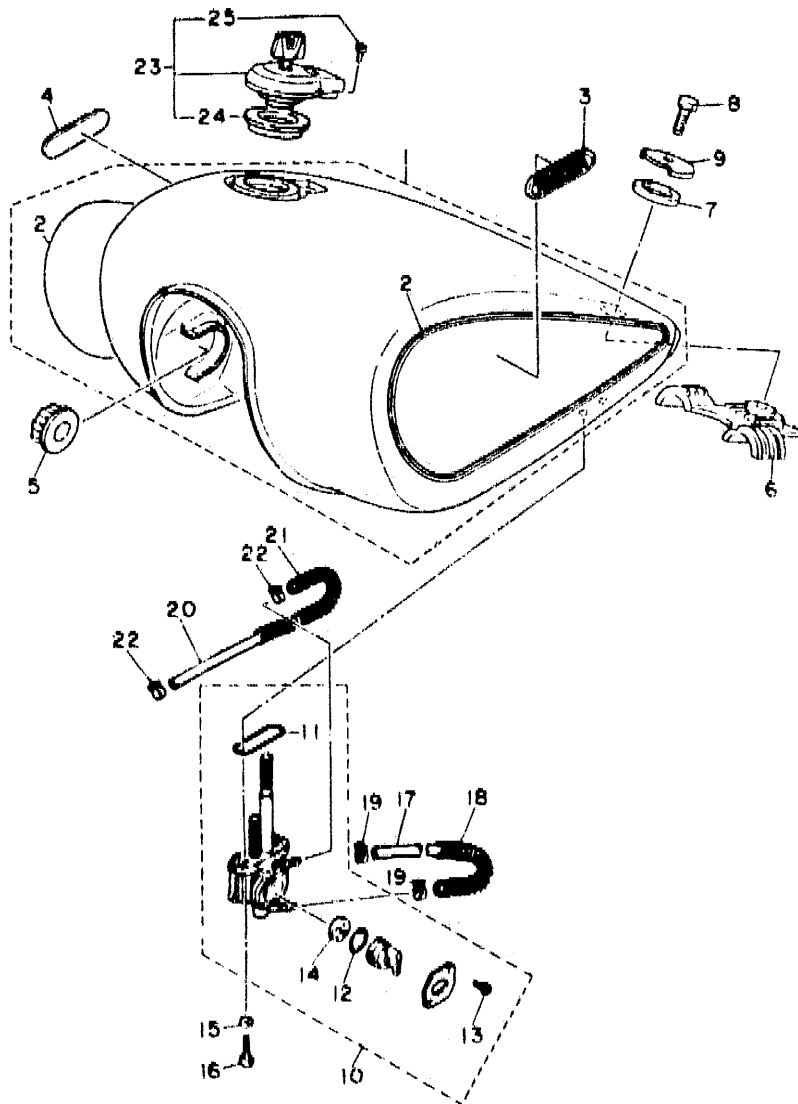


FIG. 25 FRONT FORK

REF. NO.	PART NO.	DESCRIPTION	Q'TY	REMARKS
29	33M-23170-00	.CYLINDER COMP., FRONT FORK	1	
30	1W1-23173-L0	.SPINDLE, TAPLER	1	
31	42H-23141-00	.SPRING, FRONT FORK	1	
32	1W1-23142-L0	.SEAT, SPRING UPPER	1	
33	1W1-23114-L0	.GASKET	1	
34	122-23129-00	.GASKET, DRAIN PLUG	1	
35	509-23158-L0	.GASKET	1	
36	31A-23111-31	.BOLT, CAP	1	
37	42H-23168-00	.CAP, FRONT FORK	1	
38	4H7-23119-00	.PLUG, DRAIN	1	
39	278-23181-50	.BOLT, HEXAGON SOCKET HEAD	1	
40	90101-08340	.BOLT	1	
41	95333-08600	.NUT	1	
42	92990-08100	.WASHER, SPRING	1	
43	42X-23118-00	.SPACER	1	
44	2AE-23340-30	UNDER BRACKET COMP.	1	
45	91311-08030	BOLT	2	
46	1RM-23132-00	COVER (L.H)	1	
47	1RM-23132-10	COVER (R.H)	1	
48	90580-05006	SCREW, PAN HEAD	2	

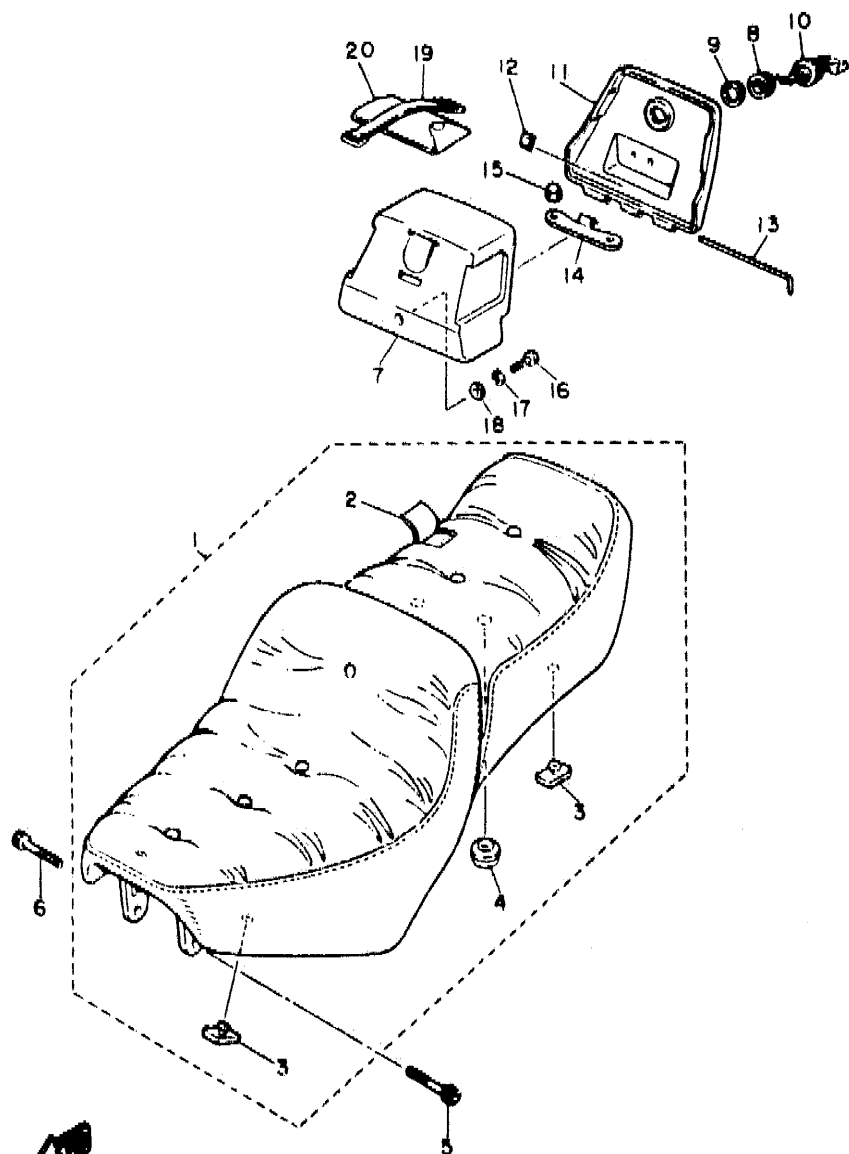
FIG. 26 FUEL TANK



REF. NO.	PART NO.	DESCRIPTION	QTY	REMARKS
1	1RM-24110-00-X4	FUEL TANK COMP.	1	DARK GRAYISH BLUE METALLIC 1
2	3JL-24240-20	.GRAPHIC SET	1	
3	1RM-24161-00	EMBLEM 1	1	FOR DV/OS
4	1RM-24162-00	EMBLEM 2	1	FOR DV/OS
5	4H7-24181-00	DAMPER, LOCATING 1	2	
6	42X-24182-00	DAMPER, LOCATING 2	1	
7	42X-24183-00	DAMPER, LOCATING 3	1	
8	97313-08016	BOLT	1	
9	42X-24186-00	WASHER, SPECIAL	1	
10	3AL-24500-00	FUEL COCK ASSY 1	1	
11	4X8-24512-00	.O-RING	1	
12	1JK-24534-00	.SEAL, COCK	1	
13	98503-03008	.SCREW, PAN HEAD	2	
14	3H3-24523-00	.VALVE	1	
15	90202-05193	WASHER, PLATE	2	
16	90149-06011	SCREW	2	
17	3AL-24321-00	PIPE 10	1	
18	90501-08728	SPRING, COMPRESSION	1	
19	90467-10135	CLIP	2	
20	3AL-2416A-00	HOSE	1	
21	90501-08410	SPRING, COMPRESSION	1	
22	90467-08092	CLIP	2	
23	4X7-24602-02	CAP ASSY	1	
24	4X7-24612-00	.GASKET, CAP	1	
25	91311-05010	.BOLT	1	

3A.110-9280

D12



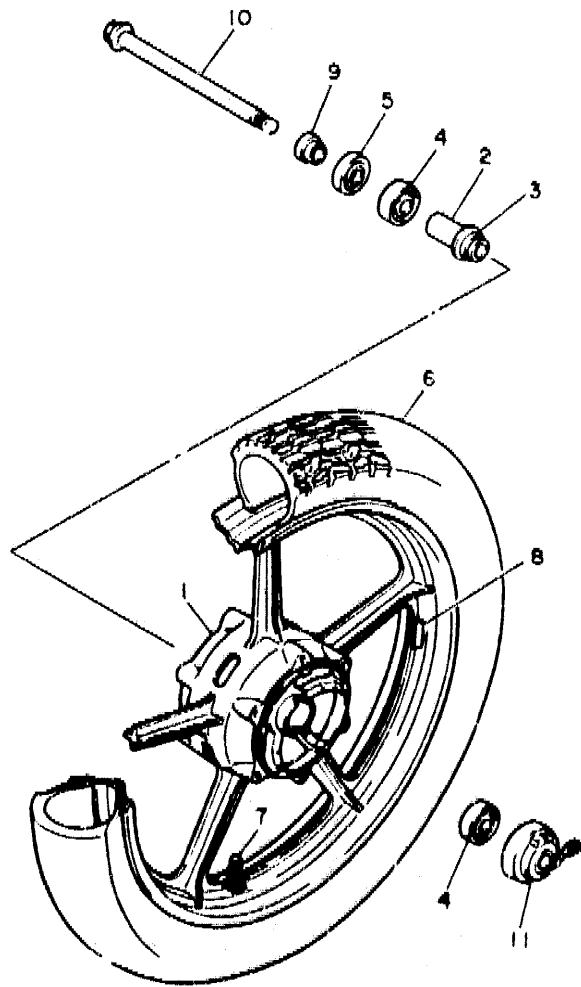
3CF110-8270

FIG. 27 SEAT

REF. NO.	PART NO.	DESCRIPTION	Q'TY	REMARKS
1	3CF-24730-10	DOUBLE SEAT ASSY	1	
2	3CF-24731-10	.COVER, SEAT	1	
3	509-24724-00	.DAMPER, SEAT	4	
4	1L9-24741-00	.PAD, SEAT	1	
5	91316-06016	BOLT	1	
6	90110-06077	BOLT, HEXAGON SOCKET HEAD	1	
7	42X-2473R-00	BOX 1	1	
8	90480-24186	GROMMET	1	
9	90201-225A4	WASHER, PLATE (T1.0)	1	
10	5AB-21708-00	SIDE COVER LOCK ASSY	1	
11	42X-2473T-00	LID 1	1	
12	3CF-24723-00	DAMPER, SEAT	1	
13	42X-2177K-00	PIN, HINGE	1	
14	1RM-2162G-00	PLATE 1	1	
15	90176-06041	NUT, CROWN	2	
16	97011-06016	BOLT	1	
17	92995-06100	WASHER	1	
18	90201-06057	WASHER, PLATE	1	
19	5H9-21775-00	BAND, TOOL	1	
20	5AB-W2810-00	TOOL KIT	1	

D13

FIG. 28 FRONT WHEEL



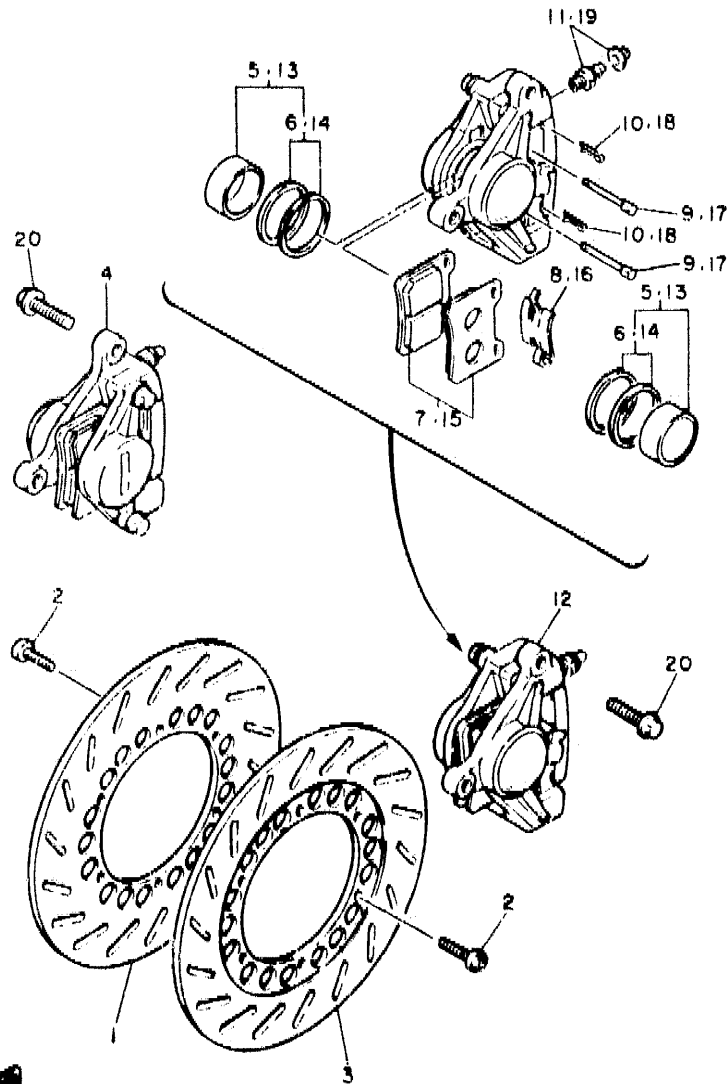
REF. NO.	PART NO.	DESCRIPTION	Q'TY	REMARKS
1	42H-25168-00-P0	CAST WHEEL, FRONT	1	LIGHT YELLOWISH GRAY ME 5
2	90560-15116	SPACER	1	
3	146-25115-00	FLANGE, SPACER 1	1	
4	93306-30202	BEARING	2	
5	93102-22014	OIL SEAL	1	
6	94110-194H3	TIRE (100/90-19 57H)	1	UR BRIDGESTONE
	94110-194H4	TIRE (100/90-19 57H)	1	UR DUNLOP
7	93900-00001	VALVE, RIM	1	UR BRIDGESTONE
	93900-00003	VALVE, RIM	1	UR DUNLOP
8	29L-25398-00	BALANCER, WHEEL (10G)	1	UN
	29L-25398-10	BALANCER, WHEEL (20G)	1	UN
	29L-25398-20	BALANCER, WHEEL (30G)	1	UN
9	90387-15550	COLLAR	1	
10	42X-25181-00	AXLE, WHEEL	1	
11	3JK-25190-00	GEAR UNIT ASSY	1	



42G110-4280

D14

FIG. 29 FRONT BRAKE CALIPER



REF. NO.	PART NO.	DESCRIPTION	Q'TY	REMARKS
1	3JK-25831-00	DISC, BRAKE (RIGHT)	1	SILVER
2	90109-08718	BOLT	12	
3	3JK-25831-10	DISC, BRAKE (LEFT)	1	SILVER
4	42H-25810-01	CALIPER ASSY (RIGHT)	1	
5	26H-W0057-00	.PISTON ASSY, CALIPER	1	
6	26H-W0047-00	..CALIPER SEAL KIT	1	
7	26H-W0045-11	.BRAKE PAD KIT	1	
8	1WG-25919-00	.SUPPORT, PAD	1	
9	3HE-25924-00	.PIN, PAD	2	
10	3HE-25925-00	.CLIP	2	
11	1J3-W0048-00	.BREED SCREW KIT	1	
12	42H-25810-11	CALIPER ASSY (LEFT)	1	
13	26H-W0057-00	.PISTON ASSY, CALIPER	1	
14	26H-W0047-00	..CALIPER SEAL KIT	1	
15	26H-W0045-11	.BRAKE PAD KIT	1	
16	1WG-25919-00	.SUPPORT, PAD	1	
17	3HE-25924-00	.PIN, PAD	2	
18	3HE-25925-00	.CLIP	2	
19	1J3-W0048-00	.BREED SCREW KIT	1	
20	90105-10308	BOLT, WASHER BASED	4	

1RR110-6290

D15

CONTENTS

ENGINE

Cylinder Head	B2~B3
Cylinder	B4
Crankshaft, Piston	B5
Valve	B6
Camshaft, Chain	B7
Oil Pump	B8
Oil Cleaner	B9
Intake	B10~B12
Carburetor	B13~B14
Exhaust	B15~C2
Crankcase	C3
Crankcase Cover 1	C4~C5
Starter Clutch	C6
Clutch	C7~C8
Transmission	C9
Middle Drive Gear	C10~C11
Shift Cam, Fork	C12
Shift Shaft	C13

CHASSIS

Frame	C14
Fender	C15~D2
Side Cover	D3~D4
Rear Arm. Suspension	D5
Drive Shaft	D6~D8
Steering	D9
Front Fork	D10~D11
Fuel Tank	D12
Seat	D13

Front Wheel	D14
Front Brake Caliper	D15
Rear Wheel	E2~E3
Steering Handle, Cable	E4
Front Master Cylinder	E5~E6
Stand, Footrest	E7~E9
Generator	E10
Starting Motor	E11
Flasher Light	E12
Meter	E13
Headlight	E14
Taillight	E15
Handle Switch, Lever	F2
Electrical 1	F3~F4
Electrical 2	F5~F6

INDEX

Numerical Index	M1~M5
-----------------------	-------

CONTENTS

ENGINE

Cylinder Head	B2~B3
Cylinder	B4
Crankshaft, Piston	B5
Valve	B6
Camshaft, Chain	B7
Oil Pump	B8
Oil Cleaner	B9
Intake	B10~B12
Carburetor	B13~B14
Exhaust	B15~C2
Crankcase	C3
Crankcase Cover 1	C4~C5
Starter Clutch	C6
Clutch	C7~C8
Transmission	C9
Middle Drive Gear	C10~C11
Shift Cam, Fork	C12
Shift Shaft	C13

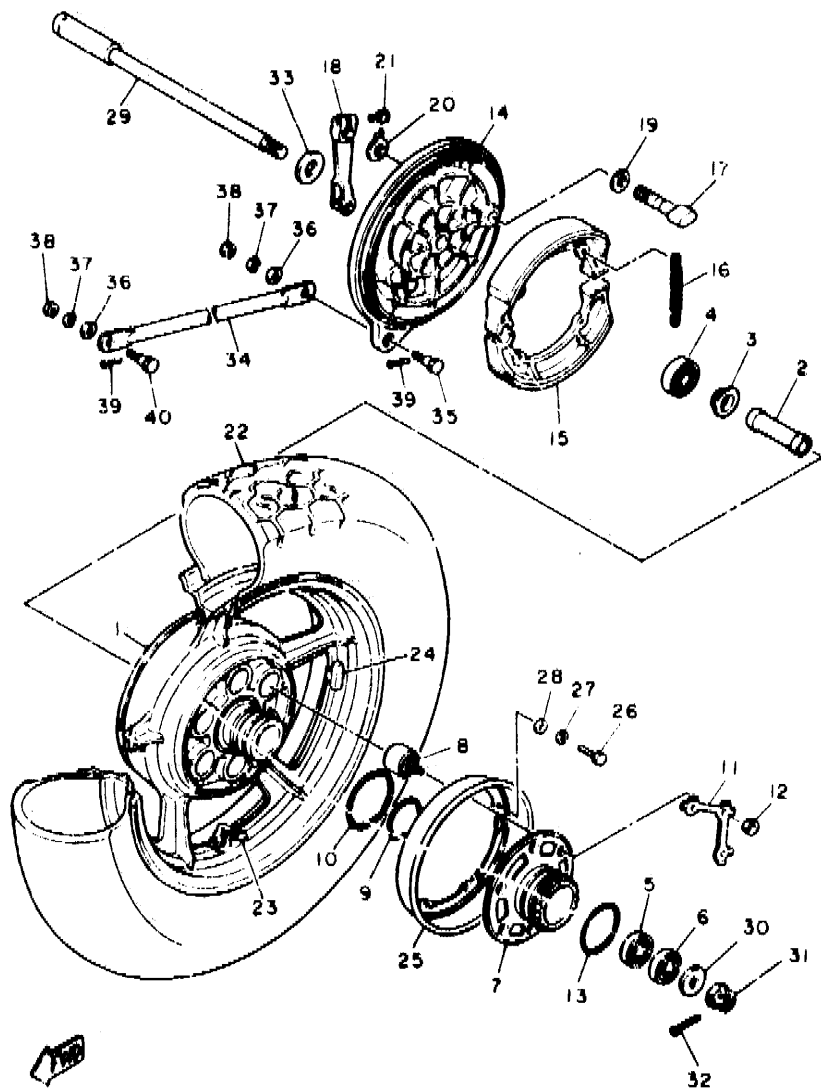
CHASSIS

Frame	C14
Fender	C15~D2
Side Cover	D3~D4
Rear Arm, Suspension	D5
Drive Shaft	D6~D8
Steering	D9
Front Fork	D10~D11
Fuel Tank	D12
Seat	D13

Front Wheel	D14
Front Brake Caliper	D15
Rear Wheel	E2~E3
Steering Handle, Cable	E4
Front Master Cylinder	E5~E6
Stand, Footrest	E7~E9
Generator	E10
Starting Motor	E11
Flasher Light	E12
Meter	E13
Headlight	E14
Taillight	E15
Handle Switch, Lever	F2
Electrical 1	F3~F4
Electrical 2	F5~F6

INDEX

Numerical Index	M1~M5
-----------------------	-------



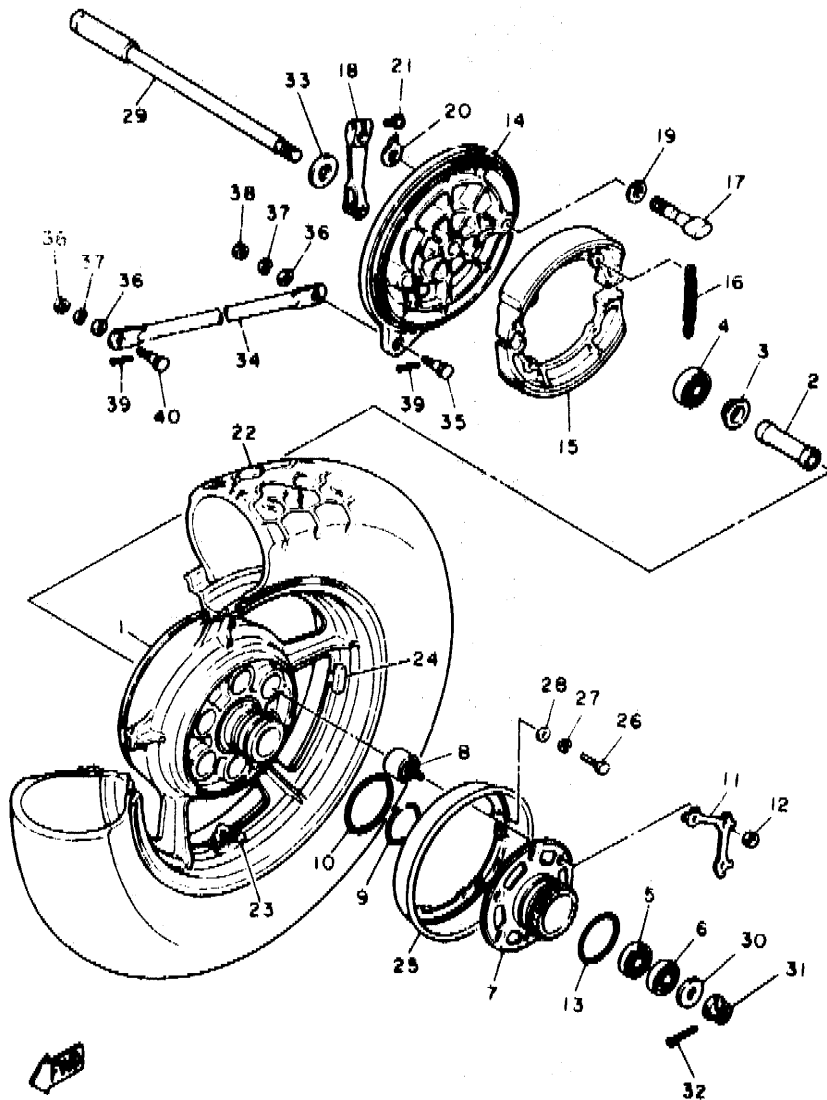
42G110-4300

FIG. 30 REAR WHEEL

REF. NO.	PART NO.	DESCRIPTION	Q'TY	REMARKS
1	42H-25338-01-P1	CAST WHEEL, REAR	1	LIGHT YELLOWISH GRAY ME 5
2	90560-17249	SPACER	1	
3	146-25315-00	FLANGE, SPACER	1	
4	93306-30309	BEARING (B6303ZZ)	1	
5	93306-20310	BEARING (B6203DU)	1	
6	93306-20310	BEARING (B6203DU)	1	
7	16G-25366-01	CLUTCH, HUB	1	
8	42H-25364-00	DAMPER	6	
9	93210-48530	O-RING	1	
10	93210-59531	O-RING	1	
11	16G-25412-00	WASHER	2	
12	90170-10219	NUT	6	
13	93210-57428	O-RING	1	
14	42H-25321-02	PLATE, BRAKE SHOE	1	
15	3DR-W2536-00	BRAKE SHOE SET	1	
16	90507-20002	SPRING, TENSION	2	
17	4H7-25351-00	CAMSHAFT	1	
18	3CF-25355-00	LEVER, CAMSHAFT	1	
19	90201-14218	WASHER, PLATE	1	
20	4H7-2533A-02	PLATE, INDICATOR	1	
21	90101-06291	BOLT	1	
22	94114-156U0	TIRE (140/90-15 70H)	1	UR BRIDGESTONE
	94114-155U9	TIRE (140/90-15 70H)	1	UR DUNLOP
23	93900-00016	VALVE, RIM	1	BRIDGESTONE
24	29L-25398-00	BALANCER, WHEEL (10G)	1	UN
	29L-25398-10	BALANCER, WHEEL (20G)	1	UN
	29L-25398-20	BALANCER, WHEEL (30G)	1	UN
25	16G-25327-00	COVER, PLATE	1	

E2

FIG. 30 REAR WHEEL



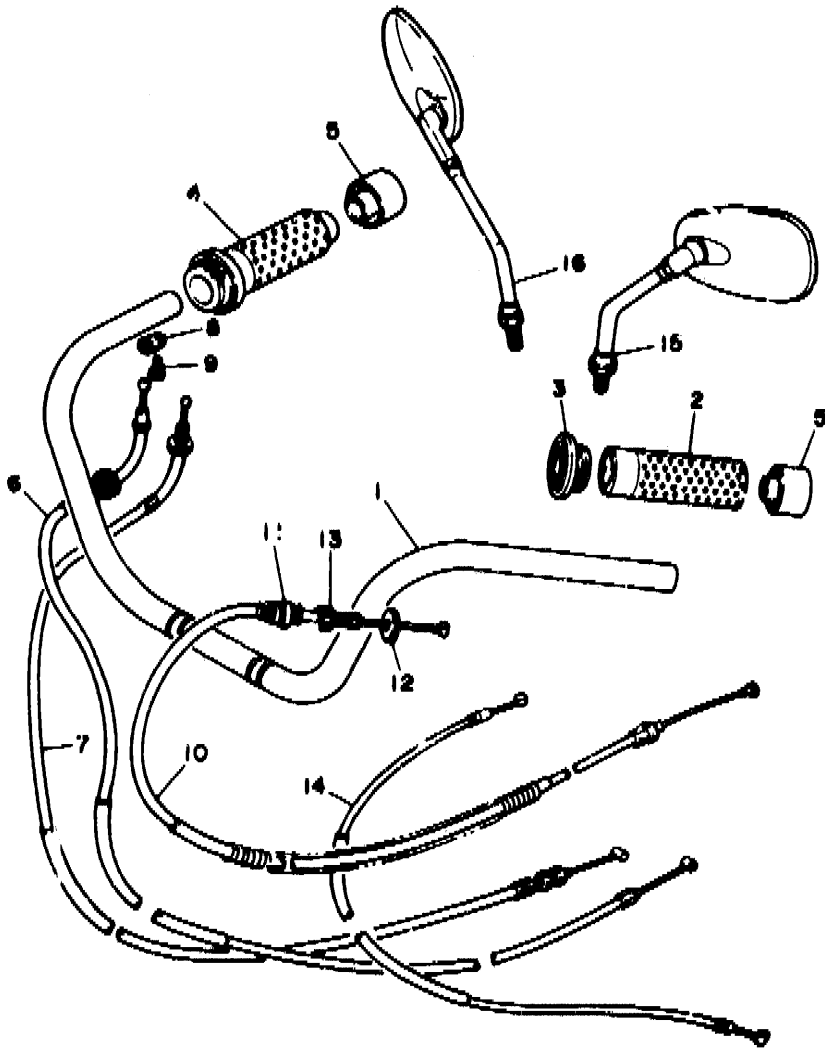
42G110-4300

REF. NO.	PART NO.	DESCRIPTION	Q'TY	REMARKS
26	97021-05020	BOLT	4	
27	92901-05100	WASHER, SPRING	4	
28	92901-05600	WASHER, PLATE	4	
29	42X-25381-00	AXLE, WHEEL	1	
30	90201-144J5	WASHER, PLATE	1	
31	90171-14031	NUT, CASTLE	1	
32	91401-30030	PIN, COTTER	1	
33	56W-25377-00	COLLAR, WHEEL	1	
34	42X-25371-00	BAR, TENSION	1	
35	90109-08406	BOLT	1	
36	92901-08600	WASHER, PLATE	2	
37	92990-08100	WASHER, SPRING	2	
38	95303-08700	NUT	2	
39	91490-20020	PIN, COTTER	2	
40	90109-08368	BOLT	1	

E3

FIG. 31 STEERING HANDLE, CABLE

REF. NO.	PART NO.	DESCRIPTION	QTY	REMARKS
1	3AL-W2611-10	HANDLEBAR	1	
2	3JB-26241-00	GRIP (LEFT)	1	
3	3JB-26273-00	ROTOR	1	
4	3JB-26240-00	GRIP ASSY	1	
5	3JB-2628J-00	CAP, GRIP	2	
6	3CF-26311-00	CABLE, THROTTLE 1	1	
7	3CF-26312-00	CABLE, THROTTLE 2	1	
8	5H0-26393-00	HOLDER	1	
9	98506-05008	SCREW, PAN HEAD	1	
10	57A-26335-00	CABLE, CLUTCH	1	
11	1E6-26342-00	BOOT, CABLE	1	
12	90173-08148	NUT	1	
13	90123-08046	BOLT	1	
14	3CF-26331-00	CABLE, STARTER 1	1	
15	1J7-26290-P0	REAR VIEW MIRROR ASSY (LEFT)	1	
16	1J7-26290-G0	REAR VIEW MIRROR ASSY (RIGHT)	1	



3JK4110-0310

E4

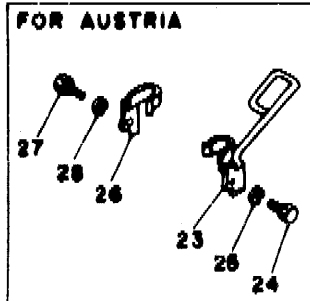
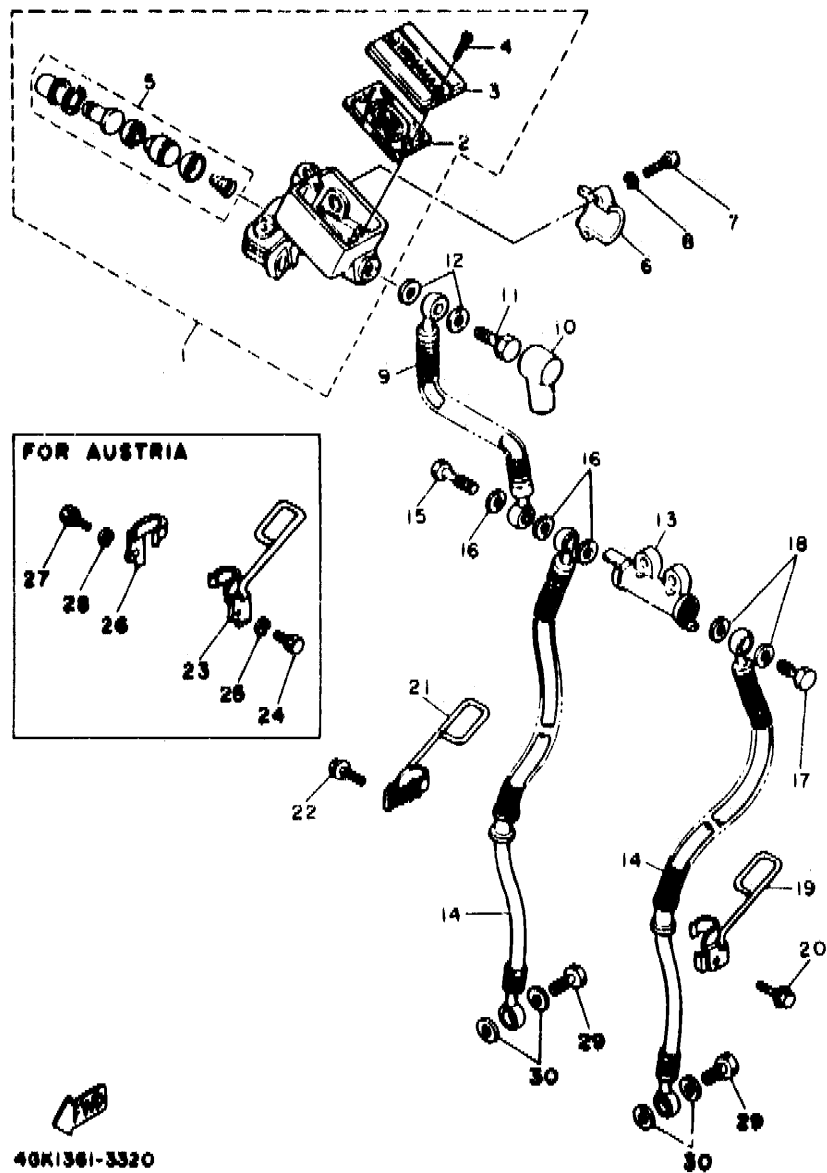


FIG. 32 FRONT MASTER CYLINDER

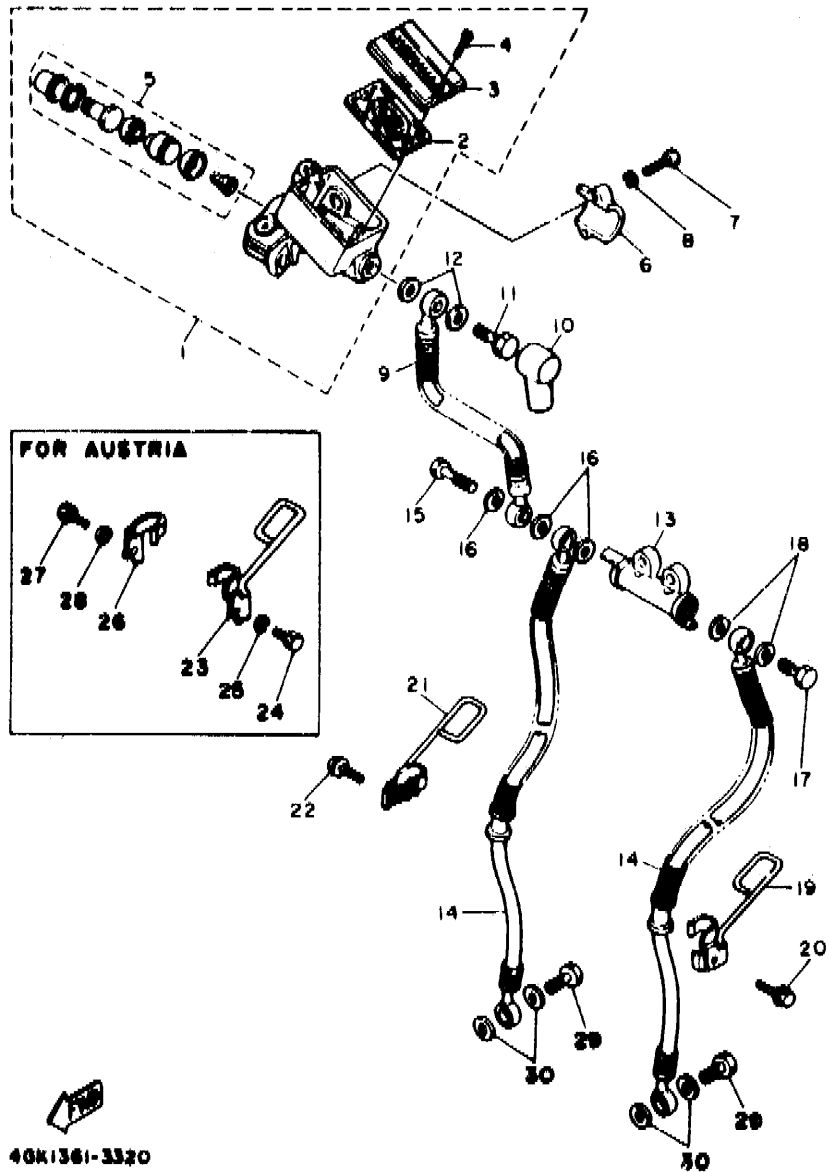
REF. NO.	PART NO.	DESCRIPTION	QTY	REMARKS
1	22R-25850-02	MASTER CYLINDER ASSY	1	
2	4KG-25854-00	.DIAPHRAGM, RESERVOIR	1	
3	3GM-25852-01	.CAP, RESERVOIR	1	
4	98706-04012	.SCREW, FLAT HEAD	2	
5	4K0-W0041-50	.CYLINDER KIT, MASTER	1	
6	4L0-25867-00	BRACKET, MASTER CYLINDER	1	
7	97016-06025	BOLT	2	
8	92906-06100	WASHER, SPRING	2	
9	42H-25872-01	HOSE, BRAKE 1	1	
10	4L0-25862-00	BOOT, MASTER CYLINDER	1	
11	90401-10034	BOLT, UNION	1	
12	90201-10118	WASHER, PLATE	2	
13	42H-25885-01	JOINT	1	
14	42H-25873-01	HOSE, BRAKE 2	2	
15	90401-10044	BOLT, UNION	1	
16	90201-10118	WASHER, PLATE	3	
17	90401-10034	BOLT, UNION	1	
18	90201-10118	WASHER, PLATE	2	
19	55R-25875-00	HOLDER, BRAKE HOSE 1	1	
20	95023-06020	BOLT	1	
21	55R-25876-00	HOLDER, BRAKE HOSE 2	1	
22	95023-06020	BOLT	1	
23	42X-25875-00	HOLDER, BRAKE HOSE 1	1	FOR AUSTRIA
24	97011-06010	BOLT	1	FOR AUSTRIA
25	92995-06100	WASHER, SPRING	1	FOR AUSTRIA
26	42X-25876-00	HOLDER, BRAKE HOSE 2	1	FOR AUSTRIA
27	97011-06010	BOLT	1	FOR AUSTRIA
28	92995-06100	WASHER, SPRING	1	FOR AUSTRIA

40K1361-3320

E5

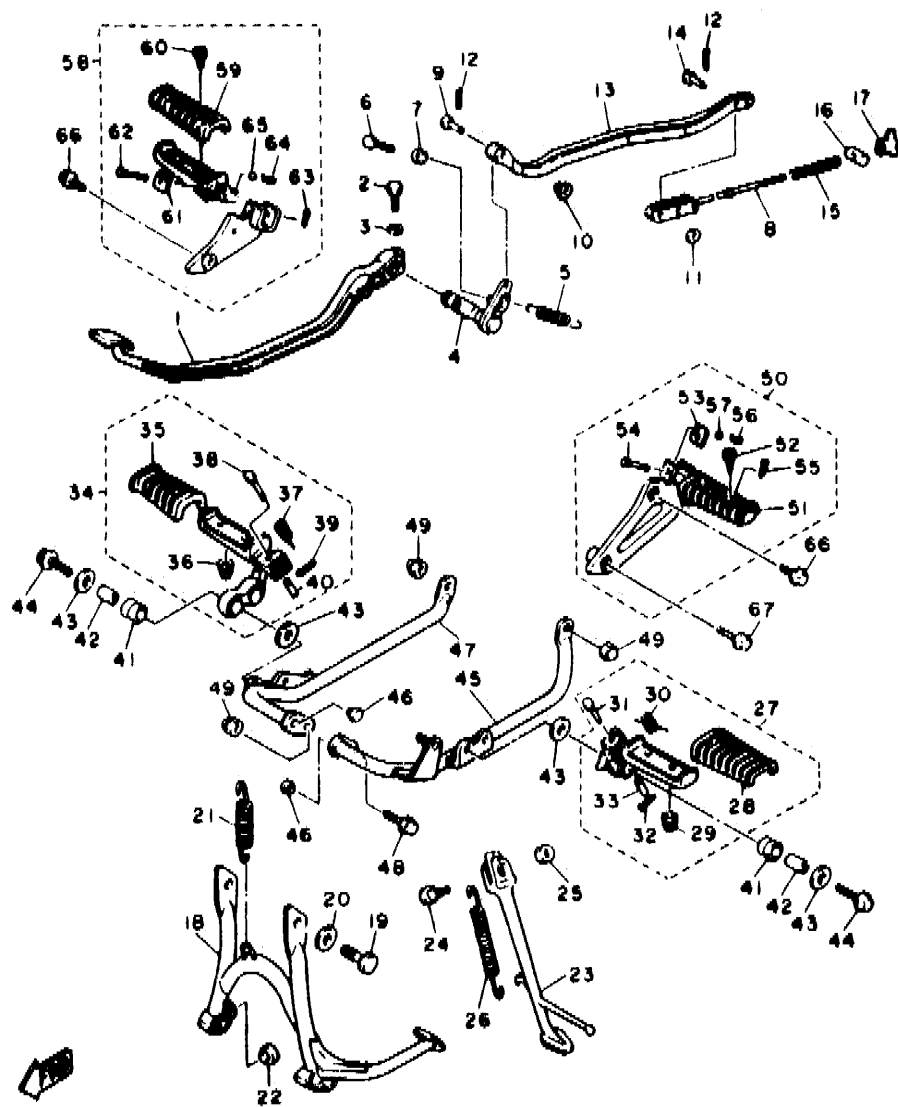
FIG. 32 FRONT MASTER CYLINDER

REF. NO.	PART NO.	DESCRIPTION	QTY	REMARKS
29	90401-10034	BOLT, UNION	2	
30	90201-10118	WASHER, PLATE	4	



40K1361-3320

E6

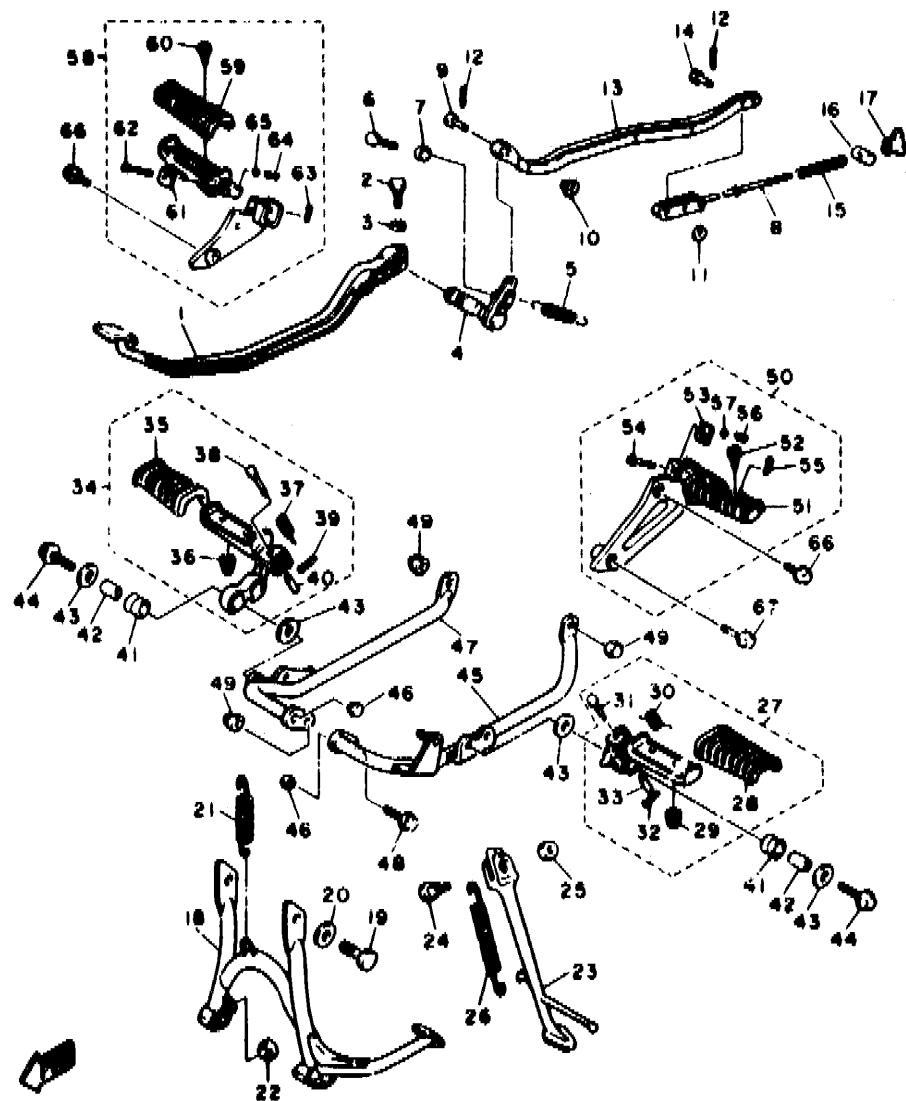


3CF110-0330

FIG. 33 STAND, FOOTREST

REF. NO.	PART NO.	DESCRIPTION	Q'TY	REMARKS
1	3CF-27211-00-93	PEDAL, BRAKE	1	CHROME PLATED
2	90109-06468	BOLT	1	
3	92995-06100	WASHER	1	
4	42X-27212-00	SHAFT, BRAKE PEDAL	1	
5	90506-20192	SPRING, TENSION	1	
6	90101-06478	BOLT	1	
7	90170-06184	NUT	1	
8	3CF-27231-01	ROD, BRAKE	1	
9	90240-06057	PIN, CLEVIS	1	
10	90560-06201	SPACER	1	
11	92901-06200	WASHER, PLAIN	2	
12	91490-20020	PIN, COTTER	3	
13	3CF-27241-00	ROD, JOINT	1	
14	90240-06103	PIN, CLEVIS	2	
15	90501-10245	SPRING, COMPRESSION	1	
16	90249-12008	PIN	1	
17	90175-06019	NUT, WING	1	
18	42X-27111-00-R4	STAND, MAIN	1	BLACK (FOR ELECTRODEPOSIT)
19	97003-10016	BOLT	2	
20	90201-10752	WASHER, PLATE	2	
21	90506-35149	SPRING, TENSION	1	
22	371-27114-00	STOPPER, MAIN STAND	1	
23	42X-27311-00-R4	STAND, SIDE	1	BLACK (FOR ELECTRODEPOSIT)
24	90109-103A1	BOLT	1	
25	95303-10700	NUT	1	
26	90506-29009	SPRING, TENSION	1	
27	3CF-27410-00-93	FRONT FOOTREST ASSY (LEFT)	1	CHROME PLATED
28	1NH-27413-00	COVER, FOOTREST	1	

E7

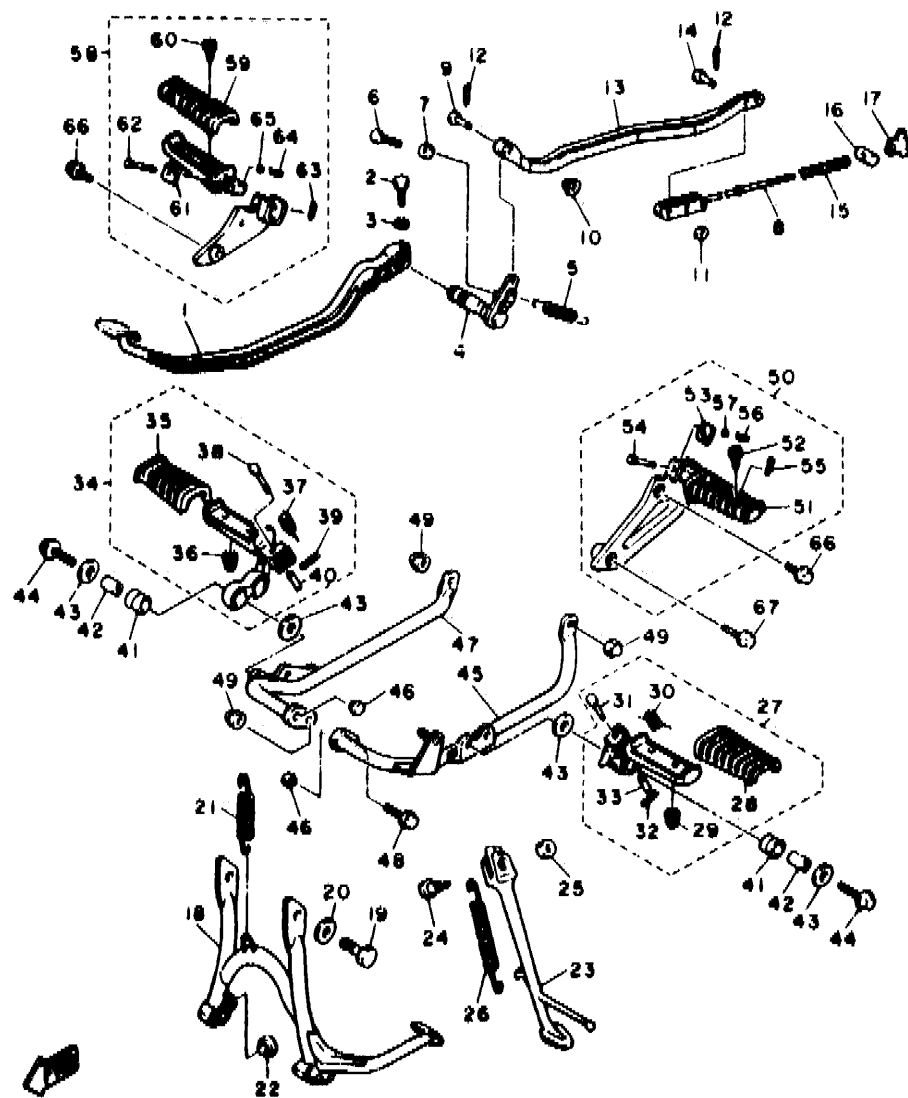


3CF110-8330

FIG. 33 STAND. FOOTREST

REF. NO.	PART NO.	DESCRIPTION	Q'TY	REMARKS
29	95601-06100	.NUT, U	2	
30	90508-18696	.SPRING, TORSION	1	
31	91701-08038	.PIN, CLEVIS	1	
32	91401-25020	.PIN, COTTER	1	
33	90387-087K5	.COLLAR	1	
34	1RM-27420-00-93	FRONT FOOTREST ASSY (RIGHT)	1	CHROME PLATED
35	1NH-27413-00	.COVER, FOOTREST	1	
36	90176-06058	.NUT, CROWN	2	
37	90508-18696	.SPRING, TORSION	1	
38	91701-08038	.PIN, CLEVIS	1	
39	91401-25020	.PIN, COTTER	1	
40	90387-087K5	.COLLAR	1	
41	4X7-27414-00	DAMPER, FOOTREST	4	
42	90387-107A7	COLLAR	4	
43	90201-100A1	WASHER, PLATE	8	
44	90109-101A3	BOLT	4	
45	3CF-27471-00	BAR, FOOTREST 1	1	
46	90338-09161	PLUG	2	
47	3CF-27472-00	BAR, FOOTREST 2	1	
48	90105-10050	BOLT, WASHER BASED	1	
49	90176-10049	NUT, CROWN	3	
50	1RM-27430-01	REAR FOOTREST ASSY 1	1	
51	1NH-27433-00	.COVER, REAR FOOTREST	1	
52	92016-06012	.SCREW	2	
53	1HX-27437-00	.WASHER, SPECIAL	1	
54	91701-06038	.PIN, CLEVIS	1	
55	91401-16020	.PIN, COTTER	1	
56	90501-12743	.SPRING, COMPRESSION	1	

E8



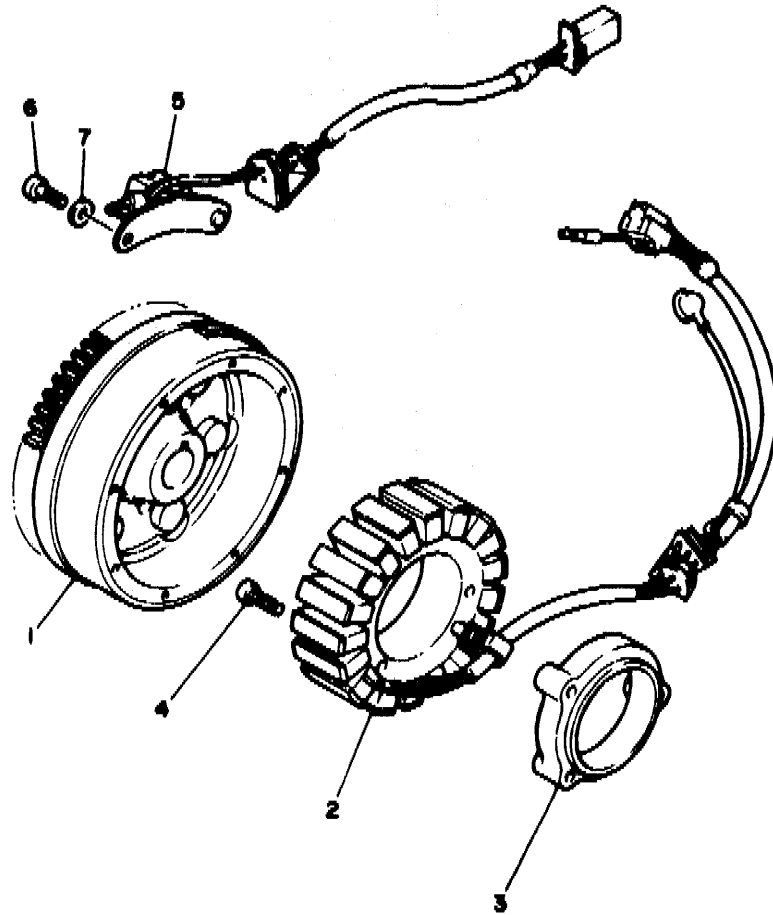
3CF110-8330

FIG. 33 STAND. FOOTREST

REF. NO.	PART NO.	DESCRIPTION	Q'TY	REMARKS
57	93501-04011	.BALL	1	
58	1RM-27440-01	REAR FOOTREST ASSY 2	1	
59	1NH-27433-00	.COVER, REAR FOOTREST	1	
60	92016-06012	.SCREW	2	
61	1HX-27437-00	.WASHER, SPECIAL	1	
62	91701-06038	.PIN, CLEVIS	1	
63	91401-16020	.PIN, COTTER	1	
64	90501-12743	.SPRING, COMPRESSION	1	
65	93501-04011	.BALL	1	
66	95023-08020	BOLT	3	
67	95023-08045	BOLT	1	

FIG. 34 GENERATOR

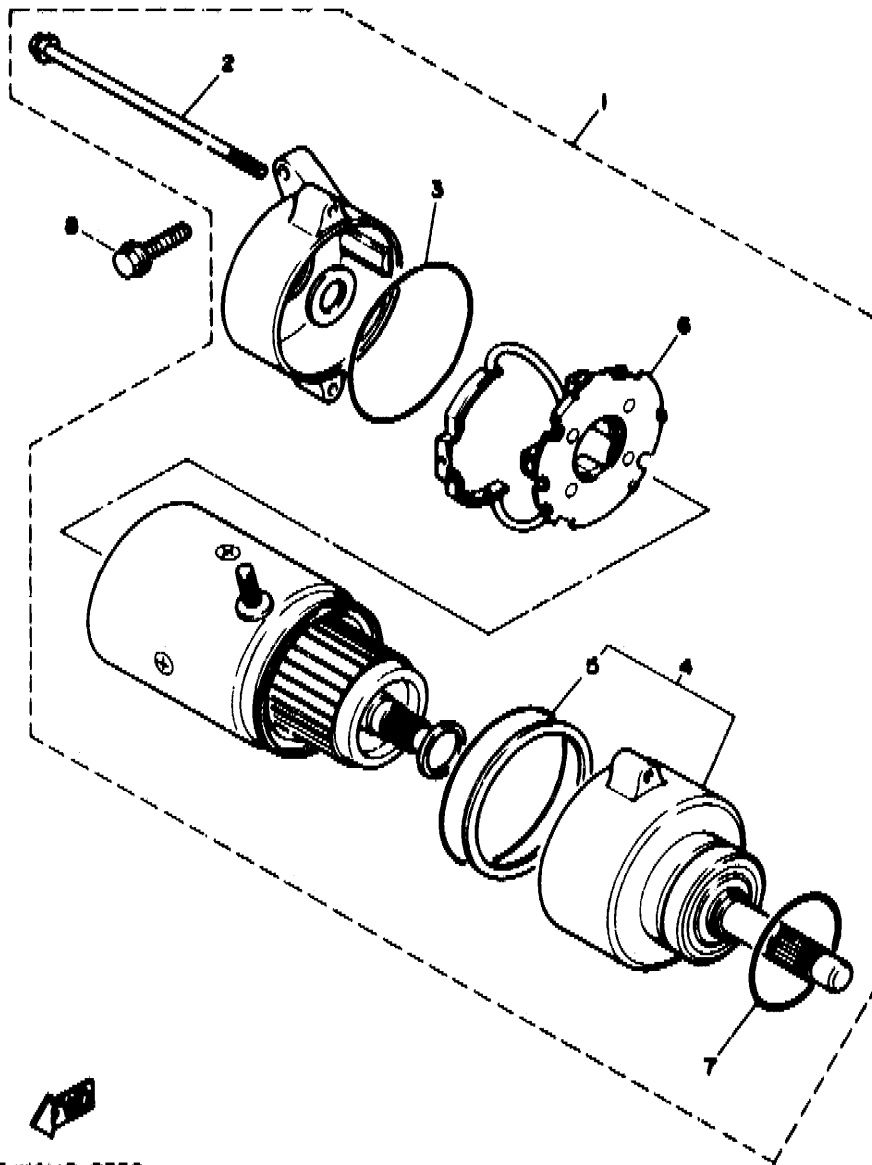
REF. NO.	PART NO.	DESCRIPTION	Q'TY	REMARKS
1	3JL-81450-00	ROTOR ASSY	1	
2	1RM-81410-20	STATOR ASSY	1	
3	1RM-81661-00	SPACER	1	
4	91316-06050	BOLT	3	
5	3JL-81670-00	PICK-UP ASSY	1	
6	91316-06016	BOLT	2	
7	90201-06643	WASHER, PLATE	2	



3JL7110-1240

E10

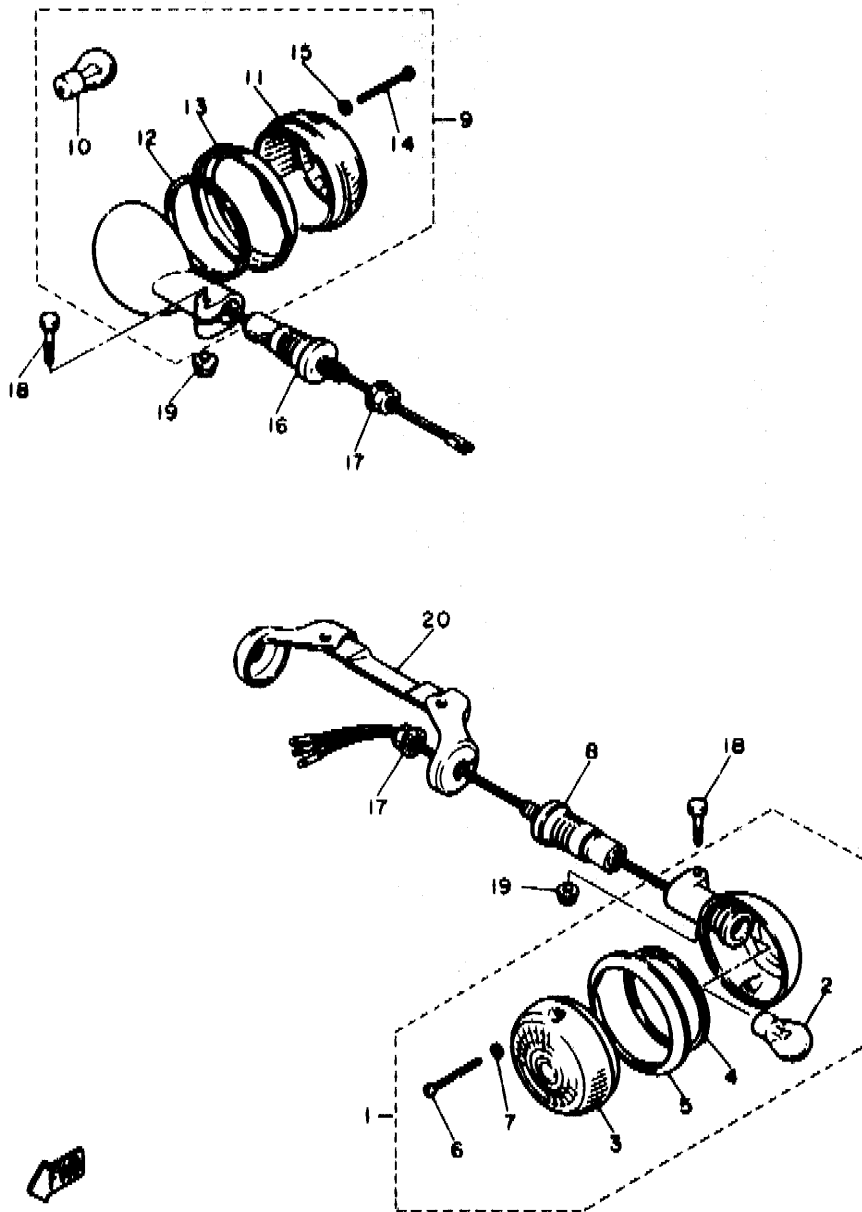
FIG. 36 STARTING MOTOR



REF. NO.	PART NO.	DESCRIPTION	Q'TY	REMARKS
1	5A8-81800-10	STARTING MOTOR ASSY	1	
2	5A8-81826-10	.BOLT	2	
3	11H-81844-00	.GASKET	1	
4	5A8-81830-10	.FRONT BRACKET ASSY	1	
5	5A8-81847-10	..O-RING	1	
6	5A8-81840-10	.BRUSH HOLDER ASSY	1	
7	1J7-81847-60	.O-RING	1	
8	95811-06025	BOLT, FLANGE	2	

BJK4110-0380



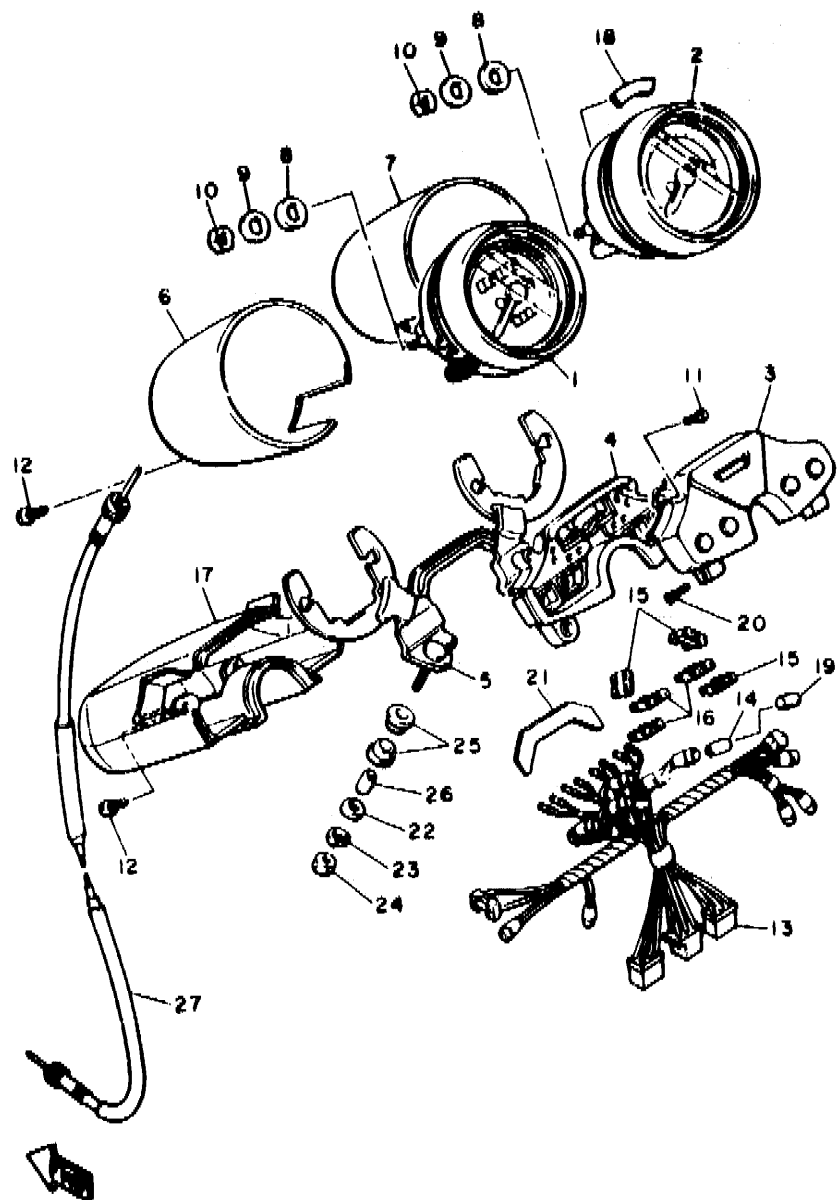


42W110-4380

FIG. 36 FLASHER LIGHT

REF. NO.	PART NO.	DESCRIPTION	QTY	REMARKS
1	2EN-83310-00	FRONT FLASHER LIGHT ASSY 1	2	
2	1KT-83311-00	.BULB (12V-21W)	1	
3	42X-83312-00	.LENS, FLASHER	1	
4	42X-83313-00	.GASKET, FLASHER LENS	1	
5	42X-83363-00	.LENS, RIM	1	
6	341-83333-70	.SCREW, LENS FITTING	2	
7	42X-83359-00	.WASHER, SPECIAL	2	
8	1AA-83318-00	STAY, FLASHER 1	2	
9	2EN-83330-00	REAR FLASHER LIGHT ASSY 1	2	
10	1KT-83311-00	.BULB (12V-21W)	1	
11	2AE-83312-00	.LENS, FLASHER	1	
12	42X-83313-00	.GASKET, FLASHER LENS	1	
13	42X-83363-00	.LENS, RIM	1	
14	341-83333-70	.SCREW, LENS FITTING	2	
15	42X-83359-00	.WASHER, SPECIAL	2	
16	1AA-83318-00	STAY, FLASHER 1	2	
17	95706-12500	NUT, FLANGE	4	
18	97003-06030	BOLT	4	
19	95701-06500	NUT, FLANGE	4	
20	42X-83328-00	STAY, FLASHER 2	1	

ET2



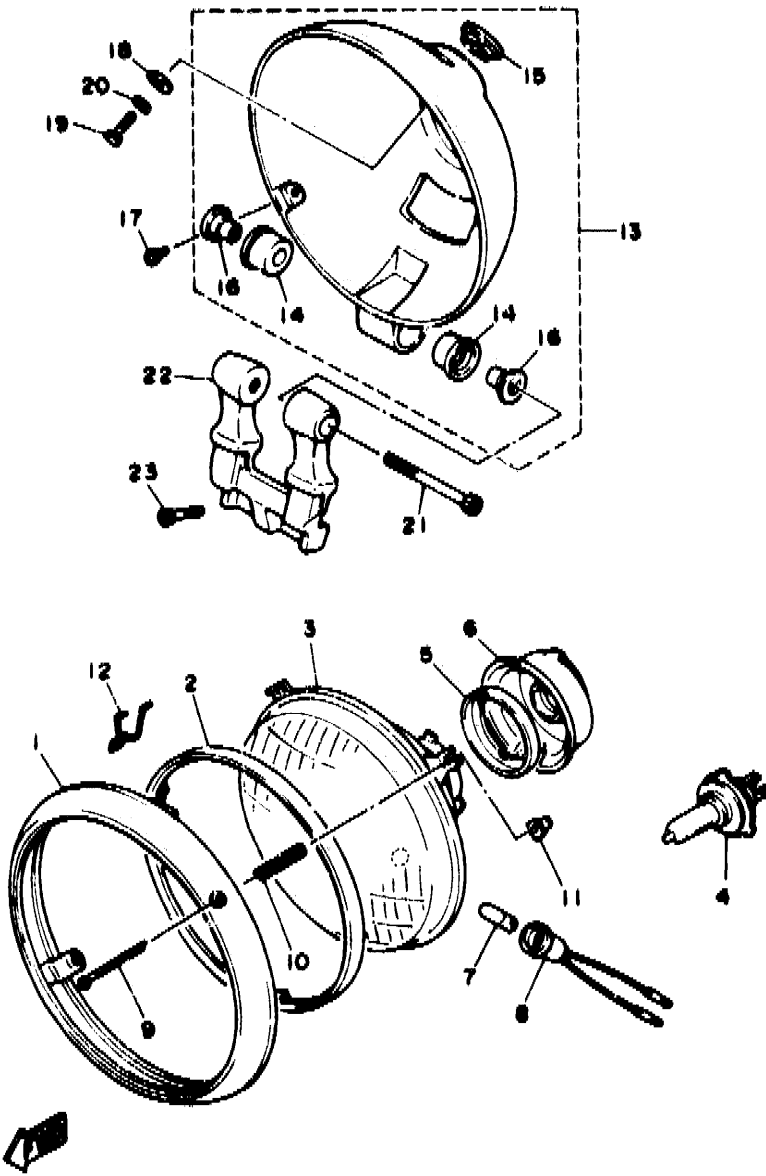
3CF110-8370

FIG. 37 METER

REF. NO.	PART NO.	DESCRIPTION	Q'TY	REMARKS
1	1FL-83570-F0	SPEEDOMETER ASSY	1	
2	1RM-83540-00	TACHOMETER ASSY	1	
3	3LP-8353E-00	CASE, METER UPPER	1	
4	3CF-8353H-00	CASE, INNER	1	
5	1FG-83519-00	BRACKET, METER	1	
6	42X-83507-00	COVER, SPEEDOMETER	1	METALLIC CHROME
7	42X-83508-00	COVER, TACHOMETER	1	METALLIC CHROME
8	1FG-83523-00	DAMPER	4	
9	90201-05031	WASHER, PLATE	4	
10	95380-05600	NUT	4	
11	98590-04008	SCREW, PAN HEAD	2	
12	97701-40014	SCREW, TAPPING	6	
13	1RM-83509-00	SOCKET CORD ASSY	1	
14	42X-83517-00	BULB (12V-3W)	10	
15	36Y-82151-00	FUSE (12V-15A)	3	
16	42X-82151-20	FUSE (10A)	3	
17	42X-83559-00	COVER, METER	1	
18	1FK-83523-00	DAMPER	1	
19	1FK-83535-00	TUBE	4	
20	98701-04010	SCREW, FLAT HEAD	2	
21	55R-83579-00	COVER, METER 2	1	
22	92906-06200	WASHER, PLAIN	2	
23	92906-06100	WASHER, SPRING	2	
24	95316-06600	NUT	2	
25	584-83541-00	DAMPER	4	
26	90387-06249	COLLAR	2	
27	57A-83550-00	SPEEDOMETER CABLE ASSY	1	

FIG. 3B HEADLIGHT

REF. NO.	PART NO.	DESCRIPTION	Q'TY	REMARKS
1	42X-84315-01	RIM, HEADLIGHT	1	
2	5Y3-84395-00	RING, RETAINING	1	
3	2AE-84320-00	LENS ASSY	1	
4	*	BULB (12V-60/55W)	1	LM HALOGEN
5	2F9-84375-00	SETTING PLATE, BULB	1	
6	2F9-84397-01	COVER, SOCKET	1	
7	*	BULB (12V-4W)	1	LM
8	34L-84346-00	SOCKET, PILOT LIGHT	1	
9	90157-04001	SCREW, PAN HEAD	1	
10	1A0-84332-60	SPRING, SCREW	2	
11	198-84334-60	NUT, ADJUSTING	2	
12	42X-84124-60	SPRING, SET	1	
13	42X-84330-01	BODY ASSY	1	EMPRESS MAROON
14	42X-84345-00	.DAMPER, HEADLIGHT	2	
15	42X-84366-00	.DAMPER, HEADLIGHT 1	1	
16	42X-84338-00	.COLLAR, BODY FITTING	2	
17	90157-05084	SCREW, PAN HEAD	2	
18	90201-06073	WASHER, PLATE	1	
19	97313-06016	BOLT	1	
20	92995-06100	WASHER	1	
21	91311-08055	BOLT	1	
22	42X-84318-00	STAY, HEADLIGHT 1	1	
23	91316-06025	BOLT	2	



3EF2361-9380

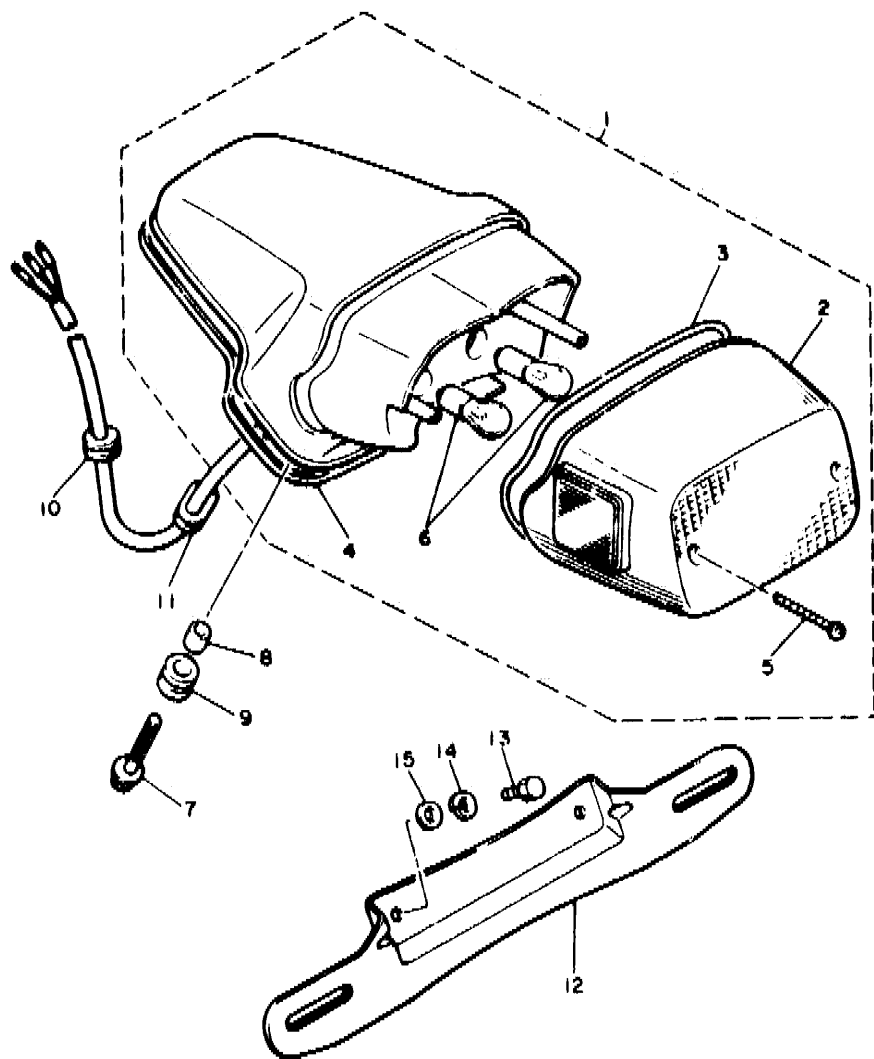


FIG. 39 TAILLIGHT

REF. NO.	PART NO.	DESCRIPTION	QTY	REMARKS
1	2EM-84700-E0	TAILLIGHT ASSY	1	
2	2AE-84721-00	.LENS, TAILLIGHT	1	
3	42X-84723-01	.GASKET, TAIL LENS	1	
4	1RM-84704-00	.GASKET, TAILLIGHT	1	
5	97701-40525	.SCREW, TAPPING	2	
6	*	.BULB (12V-21/5W)	2	LM
7	90119-06097	BOLT, WITH WASHER	3	
8	90387-065L5	COLLAR	3	
9	90480-14229	GROMMET	3	
10	90480-16501	GROMMET	1	
11	90480-01502	GROMMET	1	
12	2YL-84751-00	BRACKET, LICENSE	1	
13	95211-06016	BOLT, FLANGE	2	
14	92901-06600	WASHER, PLATE	2	
15	95380-06600	NUT	2	

3DR1310-8390

E15

CONTENTS

ENGINE

Cylinder Head	B2~B3
Cylinder	B4
Crankshaft, Piston	B5
Valve	B6
Camshaft, Chain	B7
Oil Pump	B8
Oil Cleaner	B9
Intake	B10~B12
Carburetor	B13~B14
Exhaust	B15~C2
Crankcase	C3
Crankcase Cover 1	C4~C5
Starter Clutch	C6
Clutch	C7~C8
Transmission	C9
Middle Drive Gear	C10~C11
Shift Cam, Fork	C12
Shift Shaft	C13

CHASSIS

Frame	C14
Fender	C15~D2
Side Cover	D3~D4
Rear Arm, Suspension	D5
Drive Shaft	D6~D8
Steering	D9
Front Fork	D10~D11
Fuel Tank	D12
Seat	D13

Front Wheel	D14
Front Brake Caliper	D15
Rear Wheel	E2~E3
Steering Handle, Cable	E4
Front Master Cylinder	E5~E6
Stand, Footrest	E7~E9
Generator	E10
Starting Motor	E11
Flasher Light	E12
Meter	E13
Headlight	E14
Taillight	E15
Handle Switch, Lever	F2
Electrical 1	F3~F4
Electrical 2	F5~F6

INDEX

Numerical Index	M1~M5
-----------------------	-------

CONTENTS

ENGINE

Cylinder Head	B2~B3
Cylinder	B4
Crankshaft, Piston	B5
Valve	B6
Camshaft, Chain	B7
Oil Pump	B8
Oil Cleaner	B9
Intake	B10~B12
Carburetor	B13~B14
Exhaust	B15~C2
Crankcase	C3
Crankcase Cover 1	C4~C5
Starter Clutch	C6
Clutch	C7~C8
Transmission	C9
Middle Drive Gear	C10~C11
Shift Cam, Fork	C12
Shift Shaft	C13

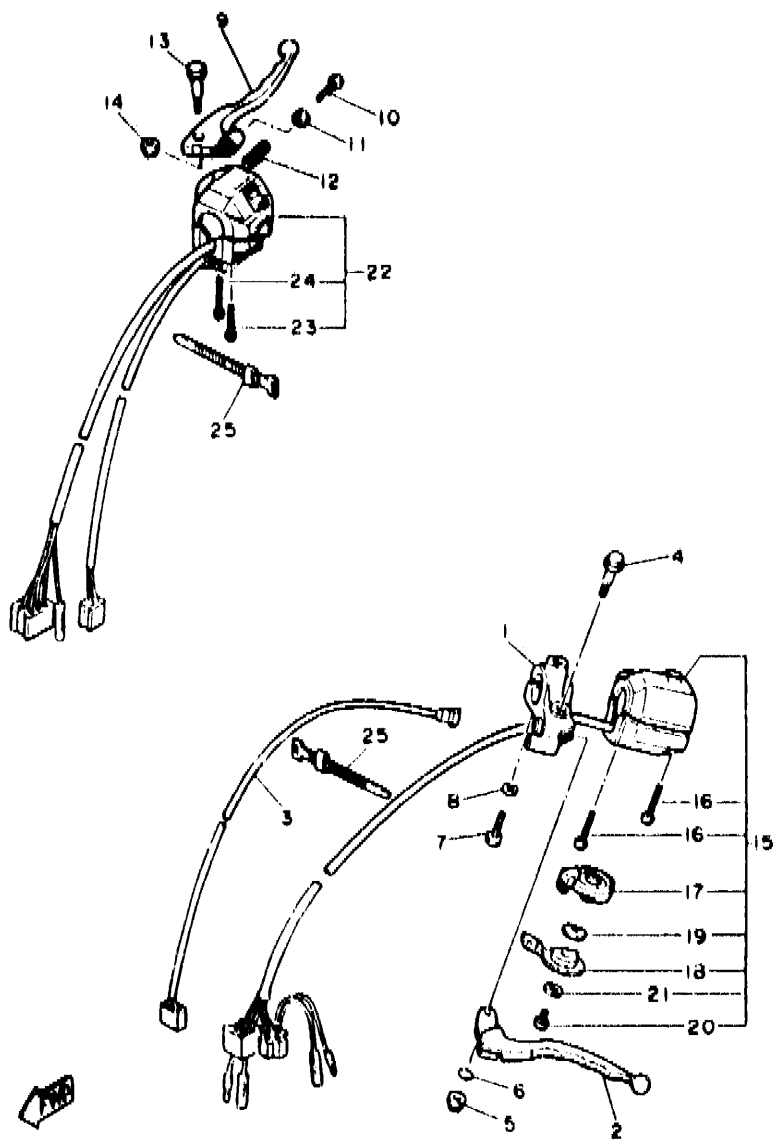
CHASSIS

Frame	C14
Fender	C15~D2
Side Cover	D3~D4
Rear Arm, Suspension	D5
Drive Shaft	D6~D8
Steering	D9
Front Fork	D10~D11
Fuel Tank	D12
Seat	D13

Front Wheel	D14
Front Brake Caliper	D15
Rear Wheel	E2~E3
Steering Handle, Cable	E4
Front Master Cylinder	E5~E6
Stand, Footrest	E7~E9
Generator	E10
Starting Motor	E11
Flasher Light	E12
Meter	E13
Headlight	E14
Taillight	E15
Handle Switch, Lever	F2
Electrical 1	F3~F4
Electrical 2	F5~F6

INDEX

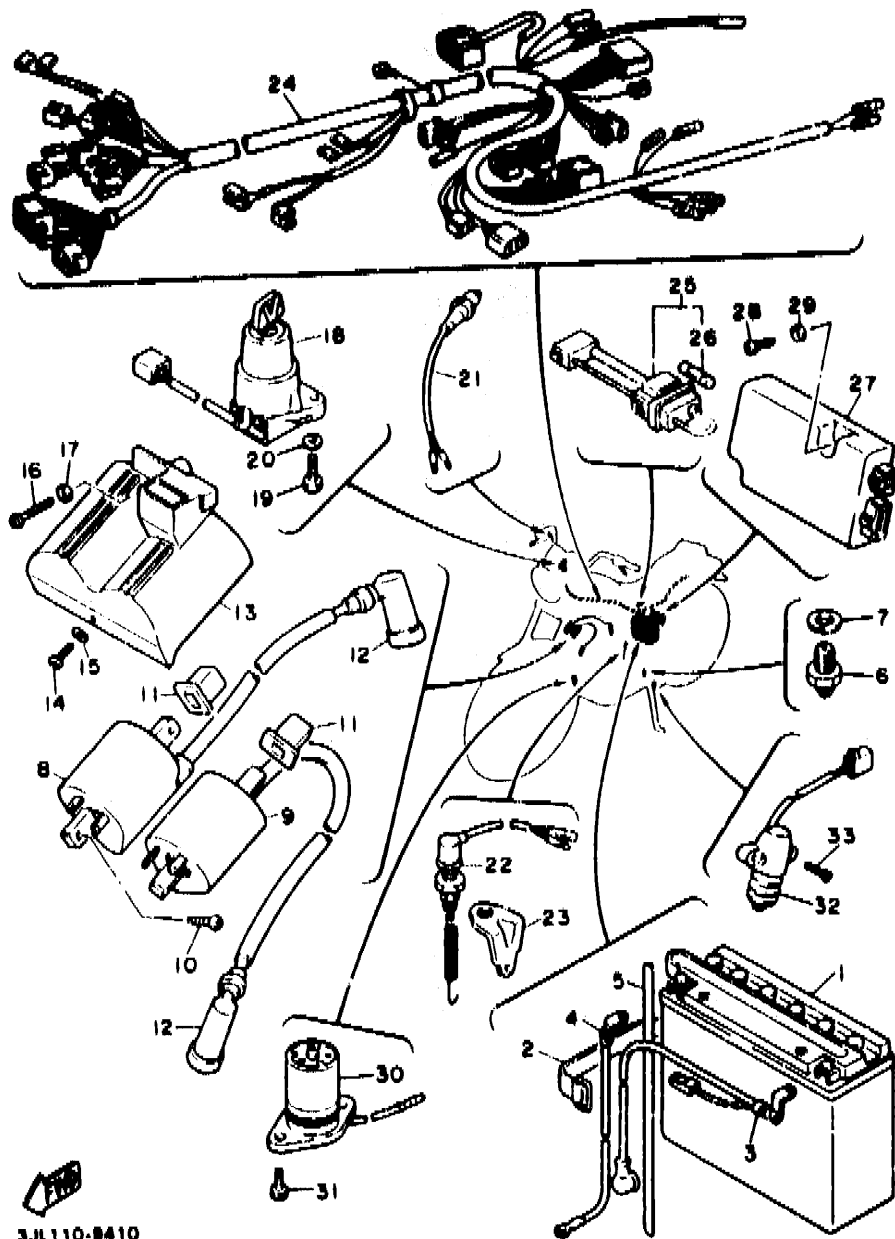
Numerical Index	M1~M5
-----------------------	-------



21N361-7400

FIG. 40 HANDLE SWITCH. LEVER

REF. NO.	PART NO.	DESCRIPTION	Q'TY	REMARKS
1	10M-82911-00	HOLDER, LEVER 1	1	
2	57A-83912-01	LEVER 1	1	
3	3Y6-82917-00	SWITCH	1	
4	90109-06799	BOLT	1	
5	95616-06100	NUT, U	1	
6	93210-11368	O-RING	1	
7	97011-06025	BOLT	1	
8	92906-06100	WASHER, SPRING	1	
9	57A-83922-01	LEVER 2	1	
10	90149-06153	SCREW	1	
11	90170-06010	NUT	1	
12	90501-10312	SPRING, COMPRESSION	1	
13	90109-06577	BOLT	1	
14	95601-06100	NUT, U	1	
15	1AT-83972-00	SWITCH, HANDLE 4	1	
16	98506-05035	.SCREW, PAN HEAD	2	
17	10M-83942-00	.COVER, STARTER	1	
18	10M-83941-00	.LEVER, STARTER	1	
19	90209-10131	.WASHER	1	
20	98506-06008	.SCREW, PAN HEAD	1	
21	92901-05200	.WASHER, PLAIN	1	
22	4FY-83963-00	SWITCH, HANDLE 3 (RIGHT)	1	
23	98506-05040	.SCREW, PAN HEAD	1	
24	98506-05045	.SCREW, PAN HEAD	1	
25	437-83936-01	BAND, SWITCH CORD	2	



3JL110-8410

FIG. 41 ELECTRICAL :

REF. NO.	PART NO.	DESCRIPTION	Q'TY	REMARKS
1	5E3-82110-80	BATTERY ASSY (YUASA YB16AL)	1	
2	1E6-82131-00	BAND, BATTERY	1	
3	42H-82115-00	WIRE, PLUS LEAD	1	
4	42X-82116-00	WIRE, MINUS LEAD	1	
5	90445-0B1A9	HOSE	1	
6	2H7-82540-00	NEUTRAL SWITCH ASSY	1	
7	90430-10171	GASKET	1	
8	42X-82310-70	IGNITION COIL ASSY	1	
9	42X-82320-70	IGNITION COIL ASSY	1	
10	98980-05016	SCREW, BIND	2	
11	42X-82317-00	DAMPER, IGNITION COIL	2	
12	1J7-82370-00	PLUG CAP ASSY	2	
13	57A-82314-C0	COVER, IGNITION COIL	1	
14	98506-06012	SCREW, PAN HEAD	1	
15	92906-06600	WASHER, PLATE	1	
16	98506-06025	SCREW, PAN HEAD	1	
17	92906-06600	WASHER, PLATE	1	
18	2AE-82501-01	MAIN SWITCH STEERING LOCK	1	
19	97011-06016	BOLT	2	
20	92990-06600	WASHER, PLATE	2	
21	1A0-83980-30	FRONT STOP SWITCH ASSY	1	
22	42X-82530-02	STOP SWITCH ASSY	1	
23	42X-82539-00	STAY, STOP SWITCH	1	
24	4FY-82590-00	WIRE HARNESS ASSY	1	
25	3H5-82150-00	FUSE HOLDER ASSY	1	
26	2H7-82151-00	FUSE (12V-30A)	2	
27	3JL-82305-00	IGNITOR UNIT ASSY	1	
28	97702-60520	SCREW, TAPPING	2	

F3

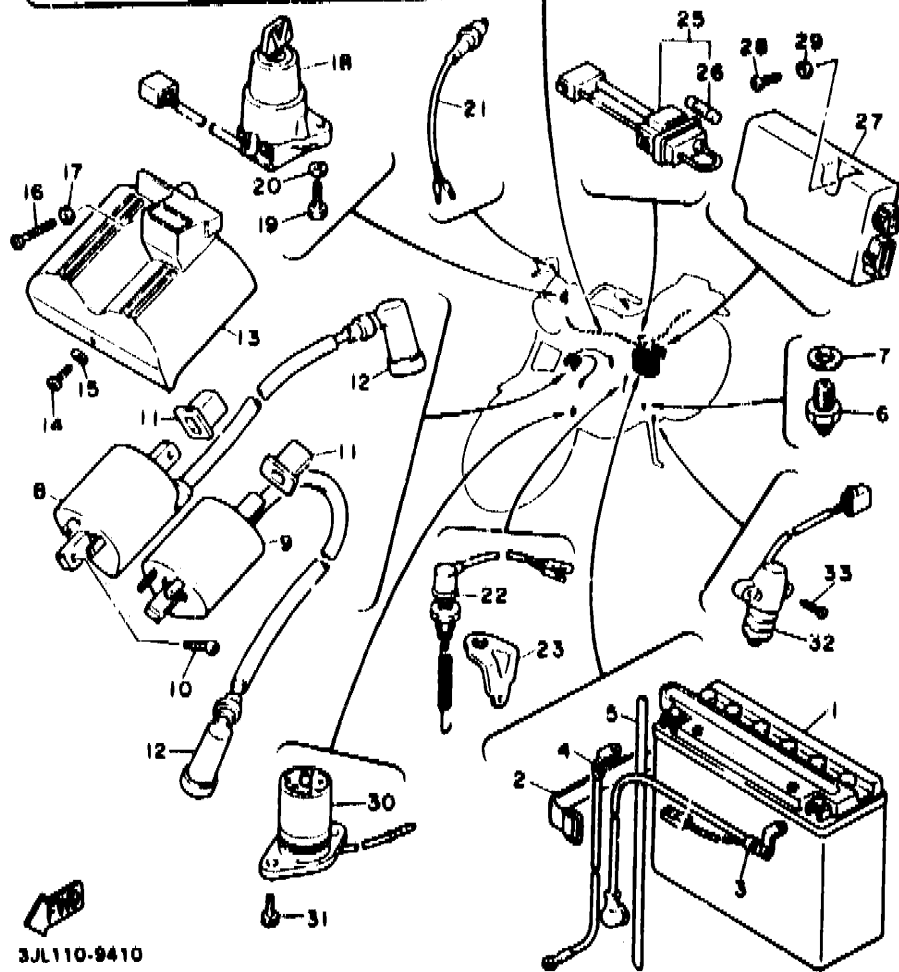
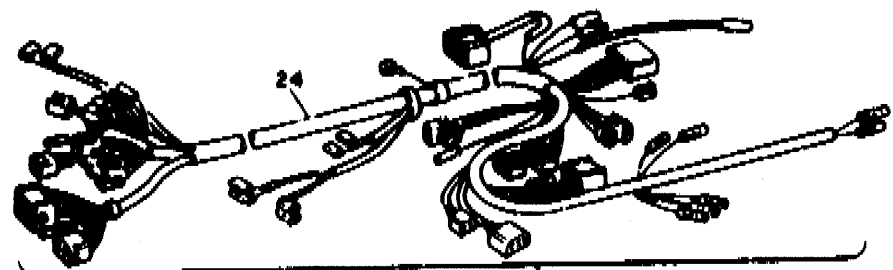
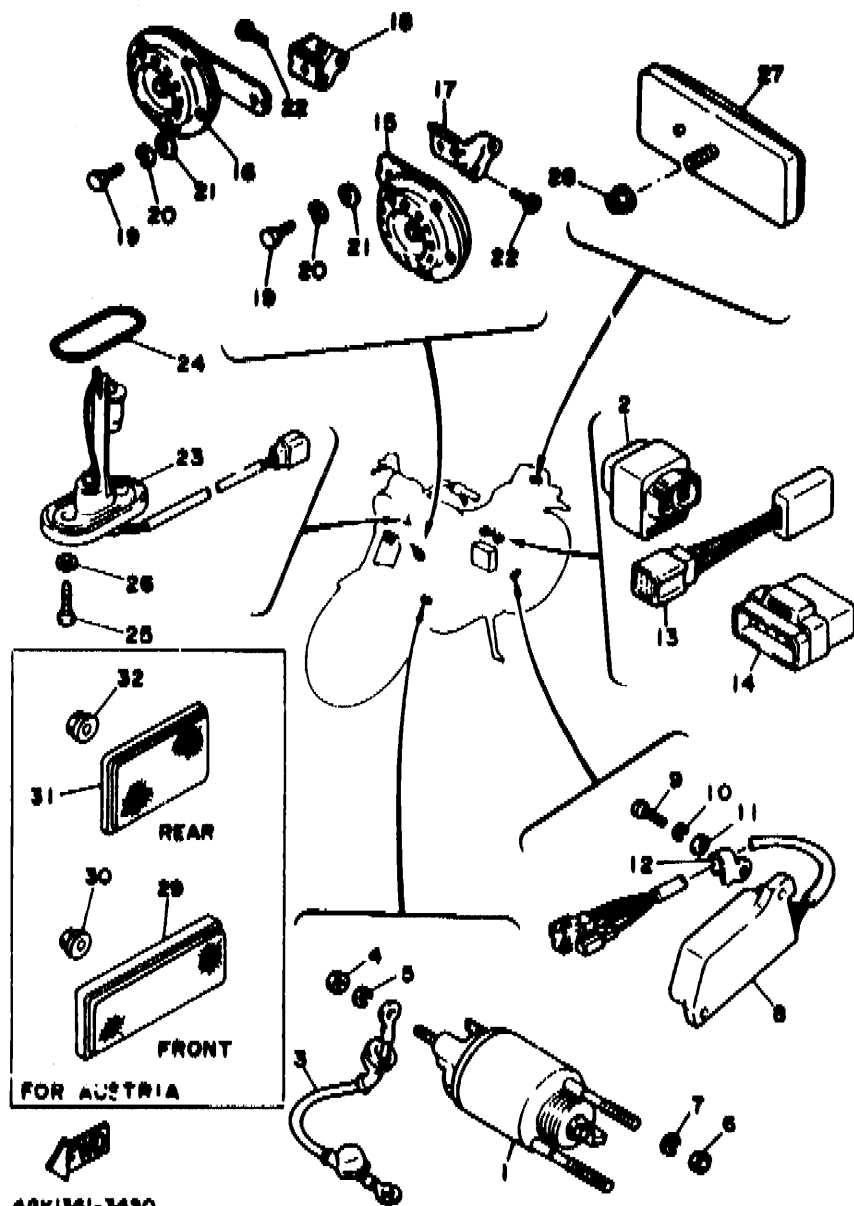


FIG. 41 ELECTRICAL 1

REF. NO.	PART NO.	DESCRIPTION	Q'TY	REMARKS
29	90201-063A5	WASHER, PLATE	2	
30	3JK-85720-00	OIL LEVEL GAUGE ASSY	1	
31	91311-06016	BOLT	2	
32	33E-82566-00	SWITCH, SIDE STAND	1	
33	90152-05021	SCREW, COUNTERSUNK	2	

3JL110-9410

F4



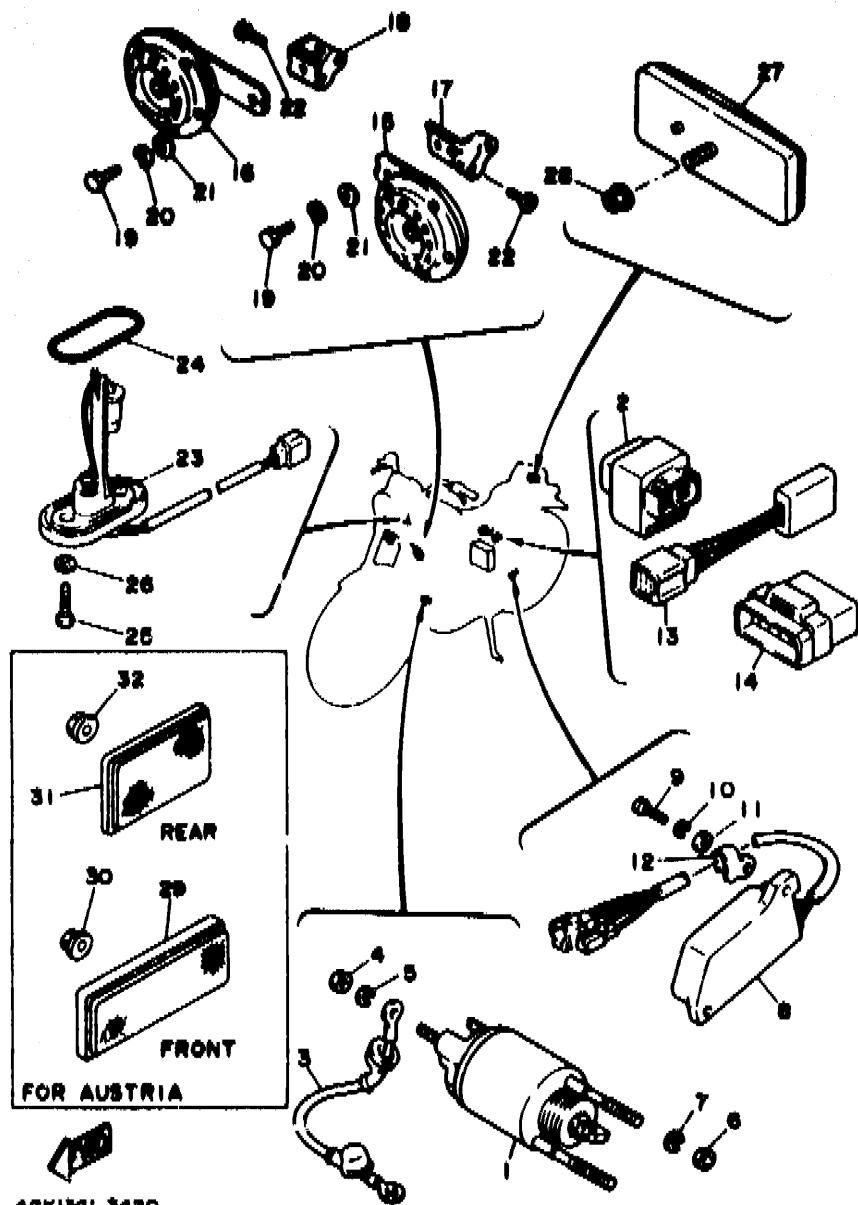
40K1361-3420

FIG. 42 ELECTRICAL 2

REF. NO.	PART NO.	DESCRIPTION	Q'TY	REMARKS
1	5A8-86110-50	SOLENOID	1	
2	25G-81950-01	RELAY ASSY	1	
3	3JK-81815-00	CORD, STARTER MOTOR	1	
4	95380-06700	NUT	1	
5	92995-06100	WASHER	1	
6	95303-08700	NUT	2	
7	92902-08100	WASHER, SPRING	2	
8	42X-81960-A1	RECTIFIER & REGULATOR ASSY	1	
9	98502-06016	SCREW, PAN HEAD	2	
10	92995-06100	WASHER	2	
11	92990-06600	WASHER, PLATE	2	
12	90465-10264	CLAMP	1	
13	4U8-81980-M0	RECTIFIER 2	1	FOR SIDE STAND SAFETY DEVICE
14	41R-83350-71	FLASHER RELAY ASSY	1	
15	2AE-83371-00	HORN	1	UR
	4GK-83371-00	HORN	1	UR FOR AUSTRIA
16	2AE-83371-10	HORN	1	UR
	4GK-83371-10	HORN	1	UR FOR AUSTRIA
17	2AE-83378-00	STAY, HORN	1	
18	2AE-83378-10	STAY, HORN	1	
19	97026-08012	BOLT	2	
20	92906-08100	WASHER, SPRING	2	
21	92906-08600	WASHER, PLATE	2	
22	91316-06012	BOLT	2	
23	42X-85752-01	SENDER UNIT ASSY, FUEL METER	1	
24	42X-85753-00	GASKET, SENDER UNIT	1	
25	90149-06011	SCREW	2	
26	90202-05193	WASHER, PLATE	2	

F5

FIG. 42 ELECTRICAL 2



REF. NO.	PART NO.	DESCRIPTION	Q'TY	REMARKS
27	2EN-85130-00	REAR REFLECTOR ASSY	1	
28	95701-05500	NUT, FLANGE	1	
29	11H-85110-01	REFLECTOR ASSY	2	FOR AUSTRIA
30	95701-05500	NUT, FLANGE	2	FOR AUSTRIA
31	23V-85110-00	REFLECTOR ASSY	2	FOR AUSTRIA
32	95701-05500	NUT, FLANGE	2	FOR AUSTRIA

40K1361-3420

F6

CONTENTS

ENGINE

Cylinder Head	B2~B3
Cylinder	B4
Crankshaft, Piston	B5
Valve	B6
Camshaft, Chain	B7
Oil Pump	B8
Oil Cleaner	B9
Intake	B10~B12
Carburetor	B13~B14
Exhaust	B15~C2
Crankcase	C3
Crankcase Cover 1	C4~C5
Starter Clutch	C6
Clutch	C7~C8
Transmission	C9
Middle Drive Gear	C10~C11
Shift Cam, Fork	C12
Shift Shaft	C13

CHASSIS

Frame	C14
Fender	C15~D2
Side Cover	D3~D4
Rear Arm, Suspension	D5
Drive Shaft	D6~D8
Steering	D9
Front Fork	D10~D11
Fuel Tank	D12
Seat	D13

Front Wheel	D14
Front Brake Caliper	D15
Rear Wheel	E2~E3
Steering Handle, Cable	E4
Front Master Cylinder	E5~E6
Stand, Footrest	E7~E9
Generator	E10
Starting Motor	E11
Flasher Light	E12
Meter	E13
Headlight	E14
Taillight	E15
Handle Switch, Lever	F2
Electrical 1	F3~F4
Electrical 2	F5~F6

INDEX

Numerical Index	M1~M5
-----------------------	-------

NUMERICAL INDEX

PART NO.	GRID NO.	PART NO.	GRID NO.	PART NO.	GRID NO.	PART NO.	GRID NO.	PART NO.	GRID NO.	PART NO.	GRID NO.
4K0-W0041-50	E-5	4X7-11650-00	B-5	1RV-13595-00	D-10	42H-14808-00	B-15	1TA-15572-00	C-6	4X7-17554-00	C-10
26H-W0045-11	D-15	4X7-11654-01	B-5	3CF-1410A-00	B-13	1RV-14840-00	B-15	5A8-15577-00	C-6	4X7-17556-00	C-10
	D-15	4X7-11656-00	B-5	3CF-14103-00	B-14	42H-14857-00	C-2	4X7-15521-00	C-6	4X7-17558-00	C-10
26H-W0047-00	D-15	4X7-11656-10	B-5	12R-14105-00	B-5	42H-14858-00	C-2	5A8-15524-00	C-6	4X7-17582-01	C-9
	D-15	4X7-11656-20	B-5	3CF-14107-15	B-13	42H-14871-01	C-2	5A8-15542-01	C-6	4X7-17583-01	C-9
1J3-W0048-00	D-15	4X7-11656-30	B-5	3CF-14141-94	B-13	42H-14872-02	C-2	5A8-15550-00	C-6	2H7-17590-00	D-7
	D-15	4X7-11656-40	B-5	4G7-14142-40	B-13	42H-14873-01	B-2	5A8-15556-00	C-6	4X7-18110-01	C-13
26H-W0057-00	D-15	4X7-12111-00	B-6	137-14153-00	B-13	1TA-14881-00	C-2	3EG-15568-00	C-6	42X-18112-01	C-13
	D-15	4X7-12116-00	B-6	2VA-14185-00	B-13	42H-14882-00	B-15	1TA-15570-00	C-6	132-18113-01	C-13
1RM-W1542-00	C-5	4X7-12117-00	B-6	537-14186-00	B-6	42H-14883-00	B-15	4X7-16111-00	C-7	29L-18115-00	C-13
3AL-W2341-00-38	D-9	4X7-12118-00	B-6	12R-14191-00	B-13	42H-14884-00	C-2	4X7-16150-02	C-7	4X7-18120-01	C-13
3DR-W2536-00	C-2	341-12119-02	B-6	3CF-14197-00	B-14	42H-14885-00	C-2	3Y1-16154-00	C-7	4X7-18140-00	C-13
3AL-W2611-10	E-4	4X7-12121-00	B-6	3CG-14197-00	B-10	3CF-1490H-00	B-13	22U-16321-00	C-7	2H9-18154-00	C-13
5A8-W2810-00	D-13	42X-12151-00	B-6		B-14	3CF-1490J-00	B-13	4X7-16324-00	C-7		C-13
1TA-Y1757-00	C-10	4X7-12156-01	B-6	46K-14197-00	B-10	3CF-1490K-00	B-14	4X7-16325-00	C-8	4G0-18195-01	C-12
3AL-11102-00	B-2	4X7-12159-00	B-6	620-1423A-75	B-13	4GK-14900-00	B-13	4X7-16340-00	C-7	4X7-18511-00	C-12
4X7-1111F-00	B-3	42X-12171-00	B-7	1HX-14231-28	D-13	4GK-14901-00	B-13	2H7-16341-00	C-7	4X7-18512-00	C-12
42X-1111H-01	B-2	4X7-12176-00	B-7	3G2-14231-12	B-13	4GK-14902-00	B-13	2H7-16343-00	C-7	4X7-18513-00	C-12
1RM-1112E-00	B-3	42X-12181-00	B-7	3CF-14251-00	B-14	3CF-14919-00	B-14	4X7-16351-00	C-8	4X7-18531-00	C-12
4X7-11127-00	B-2	4X7-12210-01	B-7	1TA-14348-00	B-10	3CF-14933-00	B-13	4X7-16356-00	C-7	4X7-18536-00	C-12
4X7-11133-10	B-2	4DW-12213-00	B-4	1TA-14349-00	B-10	2JU-14937-00	B-13	4X7-16357-00	C-7	4X7-18540-01	C-12
42X-11145-00	B-7		B-7	3CG-14396-00	B-10	3CF-14937-00	B-14	4X7-16371-00	C-7	136-18542-00	C-12
42X-11152-00	B-2	4X7-12215-00	B-4	42X-14401-01	B-10	3CF-14940-00	B-13	4X7-16383-01	C-7	3CF-21110-00-33	C-14
4X7-11161-00	B-4	4X7-12221-00	B-7	10L-14407-00	B-10	256-14954-00	B-13	4X7-16384-00	C-7	42X-21164-00	C-3
42X-11165-00	B-2	4X7-12231-00	B-7	1TA-1441A-00	B-11	3CF-14984-01	B-13	4X7-16385-00	C-7	42X-2117F-00	D-3
42X-11166-01	B-2	4X7-12241-00	B-7	1TA-1441E-00	B-11	3CG-14987-00	B-10	2H7-16395-01	C-7	42X-21171-00	D-3
42Y-11181-00	B-2	4X7-12247-01	B-7	1RM-14422-00	B-11	4GK-14987-00	B-10	2H7-16396-00	C-7	26H-21308-00	C-15
42X-11185-01	B-2	1RM-13161-00	C-5	42X-14451-00	B-11	22F-14991-00	B-13	4X7-17121-00	C-9	42X-21315-00	C-14
1L9-11186-00	C-4	4X7-13171-00	B-8	42X-14452-00	B-11	3CF-14991-00	B-13	4X7-17141-00	C-9	42X-21316-00	C-14
42H-11196-01	B-2	10L-13300-00	B-8	10L-14453-01	B-10	4X7-15100-05	C-3	42X-17151-00	C-9	42X-21317-00	C-14
4X7-11187-00	B-3	10L-13327-00	B-8	42X-14477-00	B-11	2H7-15361-00	C-4	4X7-17211-00	C-9	42X-21359-00	C-14
214-11198-01	B-8	4X7-13354-00	B-5	12R-1448A-01	B-12	4X7-15361-00	C-4	4X7-17221-00	C-9	5H9-21376-00	D-13
	D-7	4X7-13355-00	B-8	42X-1448A-00	B-11	57A-15363-11	C-3	4X7-17231-00	C-9	42X-2135R-00	C-14
1RT-11310-00	B-4	4X7-13405-00	B-8	42X-14485-00	B-11	4X7-15398-00	C-5	4X7-17241-00	C-9	42X-21458-01	C-14
3JL-11351-00	B-4	1RM-13406-00	B-8	41R-14489-00	B-10	1KM-15411-01	C-4	42X-17251-00	C-9	4X7-21485-00	C-14
4X7-11363-01	B-2	4X7-13419-00	C-3	1RM-14603-00	B-11	1RM-15415-00	C-4	4X7-17402-00	C-9	1MY-21510-00-9B	C-15
4X7-11411-02	B-5	4X7-13440-90	B-9	42X-14611-00	B-15	42X-15417-01	C-4	4X7-17411-00	C-9	1RM-21610-01-96	C-15
4X7-11534-00	B-7	1RM-13447-00	B-9	42X-14612-00	B-15	1RM-15419-00	C-4	4X7-17524-00	C-10	3EF-21610-00-9B	C-15
4X7-11536-00	B-7	3JL-13455-00	B-8	3EG-14613-00	B-15	3JK-15425-00	C-4	42X-17526-01	C-10	1RM-21626-00	D-13
4X7-11540-01	B-7	3VD-13455-00	D-7	1RV-14621-00	B-15	3CG-15429-00	C-4	31A-17527-00	C-10	3EF-21621-00	C-15
4X7-11550-00	B-7	11H-13490-00	B-9	42X-14663-02	B-11	42X-15441-00	C-4	3H5-17529-00	C-10	42X-21629-00	C-15
42Y-11610-01	B-5	1TA-13534-00	B-10	42Y-1468A-00	B-10	3EG-15451-00	C-4	4X7-17531-00-15	C-10	4G0-21639-00	D-2
42Y-11610-21	B-5	1TA-13535-00	B-10	4GK-14711-00	B-15	1RM-15455-00	C-4	4X7-17531-00-30	C-10	55R-2164A-02	C-15
42Y-11610-40	B-5	42X-13544-00	B-10	3BM-14714-00	C-2	3EG-15459-00	C-4	4X7-17531-00-50	C-10	1RM-2164F-00	C-15
42Y-11631-00-AD	B-5	42X-13564-01	B-10	3EG-14714-00	B-10	3EG-15462-00	C-5	1J7-17537-Y0-30	D-6	1RM-2164G-00	C-15
4X7-11633-00	B-5	16G-13569-00	B-10	42X-14748-01	B-15	4X7-15484-00	B-8	1J7-17537-Y0-40	D-6	1RM-2164H-00	C-15
42Y-11636-00	B-5	42X-13578-00	B-10	3YF-14755-00	B-15	4X7-15485-01	B-8	1J7-17537-Y0-50	D-6	1RM-2164J-00	C-15
42Y-11638-00	B-5	24M-13586-01	B-10	48D-14766-00	B-15		B-8	11H-17551-00	C-10	4GK-21638-00	D-2
				42X-1479H-00	B-15	4X7-15491-00	C-3				

NUMERICAL INDEX

PART NO.	GRID NO.	PART NO.	GRID NO.	PART NO.	GRID NO.	PART NO.	GRID NO.	PART NO.	GRID NO.	PART NO.	GRID NO.
4GK-21689-00	D-2	42X-23144-00	D-10	146-25115-00	D-14	3JB-2628J-00	E-4	4H7-46125-00	D-6	42X-83313-00	E-12
5A8-21708-00	D-13		D-10	42H-25168-00-P0	D-14	1J7-26290-F0	E-4	1J7-46129-Y1	C-10		E-12
42X-21711-00-9B	D-3	3EN-23145-00	D-10	42X-25181-00	D-14	1J7-26290-G0	E-4	4H7-46152-00	D-6	1AA-83318-00	E-12
466-21717-00	D-3		D-10	3JK-25190-00	D-14	3CF-26311-00	E-4	4H7-46153-00	D-6		E-12
42X-2172W-02	D-3	4V2-23146-L0	D-10	146-25315-00	E-2	3CF-26312-00	E-4	4X7-46172-00	D-7	42X-83328-00	E-12
42X-21721-00-9B	D-3		D-10	42H-25321-02	E-2	3CF-26331-00	E-4	4X7-46180-00	D-7	2EN-83330-00	E-12
1JK-21735-00	D-2	3R4-23153-00	D-10	16G-25327-00	E-2	57A-26335-00	E-4	1RM-81410-20	E-10	341-83333-70	E-12
42X-21746-00	D-3		D-10	4H7-2533A-02	E-2	1E6-26342-00	E-4	3JL-81450-00	E-10		E-12
42X-2176E-00	D-3	509-23158-L0	D-10	42H-25338-01-P1	E-2	5H0-26393-00	E-4	1RM-81661-00	E-10	41R-83350-71	F-5
42X-2177A-00	D-3		D-11	4H7-25351-00	E-2	42X-27111-00-R4	E-7	3JL-81670-00	E-10	42X-83359-00	E-12
42X-2177K-00	D-13	42H-23168-00	D-10	3CF-25355-00	E-2	371-27114-00	E-7	5A8-81800-10	E-11		E-12
56F-21781-00	D-3		D-11	42H-25364-00	E-2	3CF-27211-00-33	E-7	3JK-81815-00	F-5	42X-83363-00	E-12
1RM-22110-00-35	D-5	1RM-2317E-00	D-9	16G-25366-01	E-2	42X-27212-00	E-7	5A8-81826-10	E-11		E-12
1J7-22141-00	D-5	33M-23170-00	D-10	42X-25371-00	E-3	3CF-27231-01	E-7	5A8-81830-10	E-11	2AE-83371-00	F-5
42X-22141-00	D-5		D-11	56W-25377-00	E-3	3CF-27241-00	E-7	5A8-81840-10	E-11	2AE-83371-10	F-5
1J7-22143-00	D-5	1W1-23173-L0	D-10	42X-25381-00	E-3	42X-27311-00-R4	E-7	11H-81844-00	E-11	4GK-83371-00	F-5
4X7-22189-01	D-5		D-11	29L-25398-00	D-14	3CF-27410-00-93	E-7	1J7-81847-60	E-11	4GK-83371-10	F-5
2H7-2219X-00	D-5	278-23181-50	D-10		E-2	1NH-27413-00	E-7	5A8-81847-10	E-11	2AE-83378-00	F-5
42X-22210-12	D-5		D-11	29L-25398-10	D-14		E-8	25G-81950-01	F-5	2AE-83378-10	F-5
42X-22220-12	D-5	1UF-23317-01	D-9		E-2	4X7-27414-00	E-8	42X-81960-A1	F-5	42X-83507-00	E-13
57A-22243-01	D-5	2AE-23340-30	D-11	29L-25398-20	D-14	1RM-27420-00-93	E-8	4U8-81980-M0	F-5	42X-83508-00	E-13
4FY-23102-00	D-10	1J7-23415-00	D-9		E-2	1RM-27430-01	E-8	5E3-82110-80	F-3	1RM-83509-00	E-13
4FY-23103-00	D-10	26H-23418-01	D-9	16G-25412-00	E-2	1NH-27433-00	E-8	42H-82115-00	F-3	42X-83517-00	E-13
1RM-23110-00	D-10	4H7-23441-00-38	D-9	42H-25810-01	D-15		E-9	42X-82116-00	F-3	1FG-83519-00	E-13
	D-10	3AL-23442-00-38	D-9	42H-25810-11	D-15	1HX-27437-00	E-8	1E6-82131-00	F-3	1FG-83523-00	E-13
	D-10	1RM-24110-00-X4	D-12	3JK-25831-00	D-15		E-9	3H5-82150-00	F-3	1FK-83523-00	E-13
31A-23111-31	D-10	3AL-2416A-00	D-12	3JK-25831-10	D-15	1RM-27440-01	E-9	2H7-82151-00	F-3	3LP-8353E-00	E-13
	D-11	1RM-24161-00	D-12	22R-25850-02	E-5	3CF-27471-00	E-8	36Y-82151-00	E-13	3CF-8353H-00	E-13
1W1-23114-L0	D-10	1RM-24162-00	D-12	36M-25852-01	E-5	3CF-27472-00	E-8	42X-82151-20	E-13	1FK-83535-00	E-13
	D-11	4H7-24181-00	D-12	4KO-25854-00	E-5	42X-28185-00	D-3	3JL-82305-00	F-3	1RM-83540-00	E-13
42X-23113-00	D-10	42X-24182-00	D-12	4LO-25862-00	E-5	5G2-46101-01	D-6	42X-82310-70	F-3	58A-83541-00	E-13
	D-11	42X-24183-00	D-12	4LO-25867-00	E-5	1J7-46117-Y0-30	D-6	57A-82314-00	F-3	57A-83550-00	E-13
4H7-23119-00	D-10	42X-24186-00	D-12	42H-25872-01	E-5	1J7-46117-Y0-40	D-6	42X-82317-00	F-3	42X-83559-00	E-13
	D-11	3JL-24240-20	D-12	42H-25873-01	E-5		E-5	42X-82320-70	F-3	1FL-83570-F0	E-13
1RM-23122-00	D-9	3AL-24321-00	D-12	42X-25875-00	E-5	1J7-46117-Y0-45	D-6	1J7-82370-00	F-3	55R-83579-00	E-13
2YK-23125-00	D-10	3AL-24500-00	D-12	55R-25875-00	E-5	1J7-46117-Y0-50	D-6	2AE-82501-01	F-3	57A-83912-01	F-2
	D-10	4X8-24512-00	D-12	42X-25876-00	E-5	22U-46118-00-12	D-6	42X-82530-02	F-3	57A-83922-01	F-2
4FY-23126-00	D-10	3H3-24523-00	D-12	55R-25876-00	E-5		E-5	42X-82539-00	F-3	437-83936-01	F-2
122-23129-00	D-10	1JK-24534-00	D-12	42H-25885-01	E-5	22U-46118-00-14	D-7	2H7-82540-00	F-3	10M-83941-00	F-2
	D-11	4X7-24602-02	D-12	1WG-25919-00	D-15		D-15	33E-82566-00	F-4	10M-83942-00	F-2
42X-2313A-00	D-9	4X7-24612-00	D-12		D-15	22U-46118-00-16	D-7	4FY-82590-00	F-3	4FY-83963-00	F-2
1RM-23132-00	D-11	3CF-24723-00	D-13	3HE-25924-00	D-15		D-15	10M-82911-00	F-2	1AT-83972-00	F-2
1RM-23132-10	D-11	509-24724-00	D-13		D-15	22U-46118-00-18	D-7	3Y6-82917-00	F-2	1A0-83980-30	F-3
4FY-23136-00	D-10	42X-2473R-00	D-13	3HE-25925-00	D-15		D-15	2EN-83310-00	E-12	42X-84124-60	E-14
42H-23141-00	D-10	42X-2473T-00	D-13		D-15	22U-46118-00-20	D-7	1KT-83311-00	E-12	42X-84315-01	E-14
	D-11	3CF-24730-10	D-13	3JB-26240-00	E-4		E-4		E-12	42X-84318-00	E-14
1W1-23142-L0	D-10	3CF-24731-10	D-13	3JB-26241-00	E-4	2H7-46122-00	D-6	2AE-83312-00	E-12	2AE-84320-60	E-14
	D-11	119-24741-00	D-13	3JB-26273-00	E-4	4H7-46123-00	D-6	42X-83312-00	E-12	42X-84330-01	E-14

NUMERICAL INDEX

PART NO.	GRID NO.	PART NO.	GRID NO.	PART NO.	GRID NO.	PART NO.	GRID NO.	PART NO.	GRID NO.	PART NO.	GRID NO.
1A0-84332-60	E-14	90109-103A1	E- 7	90179-12325	B- 2	90202-05193	F- 5	90401-10102	B- 8	90480-23444	B- 3
198-84334-60	E-14	90110-06077	D-13	90179-12326	B- 2	90202-05208	B- 2	90401-16065	B- 3	90480-24186	D-13
42X-84338-00	E-14	90110-06093	C- 5	90179-12421	C-14	90202-26142	D- 9	90401-16067	B- 8	90501-08410	D-12
42X-84345-00	E-14	90110-0613R	B-11	90179-14317	C-10	90209-06205	B- 7	90413-07023	B-10	90501-08728	D-12
34L-84346-00	E-14	90116-08360	D- 6	90179-16448	B- 5	90209-10131	F- 2	90430-06014	C- 3	90501-101J3	C- 2
42X-84366-00	E-14	90116-10249	D- 6	90179-25033	D- 9	90209-22191	C- 9	90430-10171	F- 3	90501-101J4	C- 2
2F9-84375-00	E-14	90116-10344	B- 2	90179-44328	C-10	90209-27192	C- 9	90430-15169	B- 8	90501-10245	E- 7
5Y3-84395-00	E-14	90116-10361	D- 6	90179-88336	C-10		C- 9	90430-17168	B- 3	90501-10312	F- 2
2F9-84397-01	E-14	90116-12469	B- 2	90185-14070	D- 6	90214-20022	C- 7		B- 8	90501-12743	E- 8
2EM-84700-E0	E-15	90119-06097	E-15	90201-05031	E-13	90215-20182	C- 7	90445-081A9	F- 3		E- 9
1RM-84704-00	E-15	90123-08046	E- 4	90201-06057	D-13	90215-20231	C- 8	90460-15227	C- 2	90501-15636	C- 6
2AE-84721-00	E-15	90149-06011	D-12	90201-06059	D- 3	90215-22238	D- 5	90460-65195	B-10	90501-16491	D- 7
42X-84723-01	E-15		F- 5	90201-06067	D- 3	90240-06057	E- 7		B-11	90501-21133	B- 7
2YL-84751-00	E-15	90149-06153	F- 2	90201-06073	E-14	90240-06103	E- 7	90462-08076	C- 4	90501-23598	C- 8
11H-85110-01	F- 6	90149-06154	C-15	90201-063A5	F- 4	90249-12008	E- 7	90462-08138	C-14	90501-31454	B- 6
23V-85110-00	F- 6	90149-08166	C- 6	90201-06643	E-10	90280-16053	B- 5	90462-10085	C- 5	90501-44455	B- 6
2EN-85130-00	F- 6	90149-08225	C-15	90201-100A1	E- 8	90282-07042	C- 7	90462-10098	B- 9	90501-70762	C-10
3JK-85720-00	F- 4	90151-06013	C- 6	90201-10118	E- 5	90338-06121	B- 7	90462-10143	C- 5	90506-08227	C-13
42X-85752-01	F- 5	90152-05021	F- 4		E- 5	90338-07043	C-14	90462-12142	C- 5	90506-10069	C- 7
42X-85753-00	F- 5	90157-04001	E-14		E- 5	90338-08163	D- 5	90462-20188	B-15	90506-20192	E- 7
5A8-86110-50	F- 5	90157-05084	E-14		E- 6		D- 9	90465-08309	C- 4	90506-35149	E- 7
90101-06291	E- 2	90159-06058	C-14	90201-10269	B- 2		D- 9	90465-10168	C- 3	90507-20002	E- 2
90101-06478	E- 7	90159-06071	D- 4	90201-10437	D- 5	90338-09161	E- 8	90465-10264	F- 5	90507-29009	E- 7
90101-06576	B-15	90159-06092	C- 8	90201-105H3	C-14	90338-20113	D- 5	90467-08092	B-10	90508-18696	C- 8
	B-15	90159-06110	D- 3	90201-10752	E- 7	90340-14118	D- 7		B-10		E- 8
90101-08340	D-11	90159-06128	C-15	90201-10774	B- 7	90380-25125	B- 7		D-12	90508-26494	C- 6
90101-10303	B- 7	90170-06010	F- 2	90201-12166	C-11	90387-060A7	D- 3	90467-10039	B-10	90508-29531	C-13
90105-06069	C-14	90170-06184	E- 7	90201-124E4	C-13	90387-06249	E-13	90467-10135	B-10	90508-32535	C-13
90105-06154	B- 7	90170-06228	C-13	90201-125A3	B- 2	90387-064E8	C- 3		D-12	90560-06201	E- 7
	B- 8	90170-08173	B- 6		C-14	90387-065L5	E-15	90467-14015	B- 2	90560-06258	D- 3
90105-10050	C-14	90170-10219	E- 2	90201-12588	C-13	90387-07598	B-11	90467-14057	B-10	90560-15116	D-14
	F- 8	90170-20274	C- 7		C-13	90387-0801M	C- 6	90467-16098	C- 2	90560-17249	E- 2
90105-10217	C-15	90170-20327	C- 8	90201-14218	E- 2	90387-087A5	B- 4	90467-22080	C- 2	91311-05010	D-12
90105-10275	C- 3	90171-14031	E- 3	90201-14220	D- 9	90387-087K5	E- 8	90468-05113	B- 8	91311-06016	B- 2
90105-10297	C-14	90175-06019	E- 7	90201-144J5	E- 3		E- 8		B- 8		B- 3
90105-10298	C-14	90176-06041	D-13	90201-14632	D- 6	90387-100E2	C-14	90468-08104	C- 2		C- 4
90105-10300	C-14	90176-06058	E- 8	90201-14633	C-10	90387-107A7	E- 8	90468-12006	D- 9		C- 4
90105-10308	D-15	90176-10013	D- 5	90201-154E9	C- 7	90387-124F4	C-13	90480-01401	D- 3		F- 4
90106-10030	D- 5	90176-10049	B- 2	90201-165H4	B- 5	90387-15550	D-14		D- 3	91311-06020	B- 9
90109-06468	E- 7		C-14	90201-20276	C- 9	90387-170E5	C- 6	90480-01502	E-15		C- 4
90109-06577	F- 2		C-14	90201-225A4	D-13	90387-172A5	D- 8	90480-10408	D- 3	91311-06025	B- 2
90109-06678	B- 9		D- 7	90201-231A2	D- 7	90387-172E5	C- 6	90480-12053	D- 3		B- 4
90109-06799	F- 2		E- 8	90201-255A6	C-10	90387-17543	D- 5	90480-14074	B-11		B- 7
90109-08368	E- 3	90176-22050	D- 9	90201-30297	C-12	90387-251E1	C-10	90480-14229	E-15		C- 5
90109-08406	E- 3	90179-08148	E- 4	90202-05057	C- 2	90401-10034	E- 5	90480-16233	D- 3	91311-06030	C- 3
90109-08592	B- 7	90179-08210	B-15	90202-05193	C-14		E- 5	90480-16501	E-15		C- 4
90109-08718	D-15	90179-08507	B-15		C-15		E- 6	90480-20302	C- 3		C- 5
90109-101A3	E- 3	90179-09379	B- 5		D-12	90401-10044	E- 5	90480-20384	D- 3	91311-06040	B- 4

NUMERICAL INDEX

PART NO.	GRID NO.	PART NO.	GRID NO.	PART NO.	GRID NO.	PART NO.	GRID NO.	PART NO.	GRID NO.	PART NO.	GRID NO.
91311-06040	C- 4	92901-05600	E- 3	92995-06100	E- 5	93306-20901	C-10	95023-06020	E- 5	97011-06010	E- 5
	C- 5	92901-06200	E- 7		E- 7	93306-30202	D-14		E- 5	97011-06015	D-13
91311-06050	B- 9		F- 2		E-14	93306-30309	E- 2	95023-08020	D- 9		F- 3
91311-06055	C- 3	92901-06600	B- 7		F- 5	93306-30424	C- 9		E- 9	97011-06020	C-13
	C- 4		E-15		F- 5	93306-30525	C- 9	95023-08035	D- 5		D- 3
91311-06065	C- 4	92901-08200	C- 7	93101-14102	C- 5	93306-30533	D- 6	95023-08045	B-15	97011-06025	F- 2
91311-06080	C- 3	92901-08600	D- 9	93101-30084	D- 6	93306-30808	B- 5		B-15	97011-08020	B- 3
91311-08020	D- 5		E- 3	93101-35099	C-10		B- 5		D- 9	97016-06020	B-10
91311-08030	D- 9	92901-08700	D- 7	93101-38098	D- 6	93306-90602	C-12		E- 9	97016-06025	E- 5
	D-11	92901-10100	D- 7	93102-10247	C- 6	93306-91201	C- 9	95303-08700	B- 7	97021-05020	E- 3
	D-11	92901-12100	D- 9	93102-12321	C-13	93311-34050	C-10		C- 7	97021-06012	C-15
91311-08050	B- 2	92901-12100	D- 9	93102-22014	D-14	93311-43729	D- 6		E- 3		C-15
91311-08055	E-14	92902-08100	C-15	93102-25017	F- 5	93316-01201	C- 9		F- 5	97022-08012	C-15
91311-10060	C- 3		F- 5	93102-70167	D- 7	93316-01403	D- 6	95303-10700	E- 7	97026-08012	F- 5
91311-10070	C- 3	92906-06100	C-14	93104-14059	C- 7	93317-22021	C-10	95311-12700	D- 9	97313-06016	E-14
91311-10100	C- 3		E- 5	93104-20068	C- 9	93317-41510	D- 6	95316-06600	D- 6	97313-08016	D-12
91312-06090	B-11		E-13	93108-23007	D- 7	93332-00001	D- 9	95333-08600	D- 9	97701-40014	E-13
91316-06010	B- 3		F- 2	93210-07135	B- 9	93332-00008	D- 9		D-11	97701-40525	E-15
	B- 8	92906-06200	B-11		C- 3	93332-00010	D- 5	95380-05600	C- 2	97701-60114	B-15
	B- 8		B-12	93210-07438	B- 8	93340-21505	C- 7		E-13		B-15
91316-06012	B-11		B-12		B- 8	93399-99926	D- 7	95380-06600	D- 2		C- 2
	D- 3		E-13		B- 8	93410-22039	D- 7		E-15	97702-50520	F- 3
	F- 5	92906-06600	B-10		C- 3	93410-23056	D- 7	95380-06700	C-13	97706-50508	B-11
91316-06016	C- 5		B-11		C- 5	93410-25010	C- 9		F- 5		B-11
	D-13		B-15	93210-10096	B- 9	93440-14086	C- 2	95601-06100	E- 8		C-14
	E-10		C-14	93210-11368	F- 2	93440-26088	D- 7		F- 2	97780-40112	B-11
91316-06025	E-14		C-15	93210-14104	C-10	93440-30077	C- 9	95611-08640	B- 2	98501-05010	B-13
91316-06035	B-12		F- 3	93210-14359	C- 3		C- 9	95611-10620	C- 3	98501-05012	B-11
91316-06040	B- 8		F- 3	93210-29198	C- 4	93450-22027	B- 5		C- 3		E-14
91316-06050	E-10		F- 3	93210-32172	B-10	93501-04011	E- 9	95611-10670	C- 3	98501-06010	C- 4
91401-16020	E- 8	92906-08100	F- 5	93210-44545	C- 7		E- 9	95616-06100	F- 2		D- 3
	E- 9	92906-08600	F- 5	93210-48364	E- 2	93604-10011	B- 7	95701-05500	F- 6	98501-06030	C- 4
91401-25020	E- 8	92990-05100	B-13	93210-48530	C-10	93604-16092	C-12		F- 6	98502-06016	F- 5
	E- 8	92990-05200	C- 2	93210-52449	B-15	93604-20156	C-12		F- 6	98503-03008	D-12
91401-30030	E- 3	92990-06200	B-15	93210-54452	D- 2	93605-10090	B- 7	95701-06500	C- 6	98506-05008	E- 4
91490-20020	E- 3		D- 2	93210-56459	F- 3	93606-07082	C- 7		E-12	98506-05035	F- 2
	E- 7	92990-06600	F- 3	93210-57428	F- 5	93608-50158	C-13	95706-12500	E-12	98506-05040	F- 2
91701-06030	E- 8		F- 5	93210-59531	D- 9	93900-00001	D-14	95811-06016	E-15	98506-05045	F- 2
	E- 9	92990-08100	D- 9	93210-60426	D-11	93900-00003	D-14		C-15	98506-06008	F- 2
91701-08038	E- 8		D-11	93210-62446	E- 3	93900-00016	E- 2		E-15	98506-06012	C-14
	E- 8		E- 3	93210-71360	C-10	93900-00016	D-14	95811-06025	B-11		C-15
91800-06030	B- 2	92990-10100	D- 5	93210-89447	B- 4	94110-194H3	D-14		E-11		F- 3
92011-06020	C-15	92990-12200	D- 9	93210-92448	B- 2	94110-194H4	D-14		E-11	98506-06025	F- 3
92016-06012	D- 9	92995-06100	C-15	93211-44348	D- 7	94114-15509	E- 2	95811-08030	C-11	98506-06050	B-11
	E- 8		C-15	93306-20310	E- 2	94114-15600	E- 2	95811-10025	D- 7	98506-06080	B-11
	E- 9		D- 3		E- 2	94580-25066	B- 8	95821-06014	B-11	98506-06080	B-11
92901-04500	B-10		D- 3	93306-20421	C- 9	94590-45098	B- 7	97003-06030	E-12	98580-04008	B-13
92901-05100	E- 3		D-13	93306-20548	C-10	94701-00218	B- 3	97003-10016	E- 7		E-13
92901-05600	B-11		E- 5	93306-20550	C- 9	94701-00220	B- 3	97011-06010	E- 5	98580-05006	D-11

NUMERICAL INDEX

PART NO.	GRID NO.	PART NO.	GRID NO.	PART NO.	GRID NO.	PART NO.	GRID NO.	PART NO.	GRID NO.
98580-05014	B-13								
	B-14								
98603-06016	C- 4								
98701-04010	E-13								
98701-05035	C-12								
98701-06014	C- 4								
98701-06016	C-12								
98706-04012	E- 5								
98903-06010	B-15								
98980-05016	F- 3								
99006-10600	C-13								
99009-12400	C-13								
99009-13400	C- 6								
99009-20400	C- 9								
99236-00020	C-15								
99510-08016	B- 8								
99510-14016	C- 3								
99530-10014	C- 4								
99530-10020	C- 5								